

AANSLUITKLEM KLEMMENKAST ⌀ ANSCHLUSSKLEMME KLEMMKASTEN TERMINAL CONNECTION BOX AANSLUITKLEM BEDIENINGSKAST ⌀ ANSCHLUSSKLEMME STEUERPULT TERMINAL CONTROL BOX	AANSLUITKLEM TRANSISTOR ⊕ ANSCHLUSSKLEMME TRANSISTOR TERMINAL TRANSISTOR AANSLUITKLEM PLC ⊕ ANSCHLUSSKLEMME SPS TERMINAL PLC	AANSLUITKLEM PLC-SLAVE ⌀ ANSCHLUSSKLEMME SPS-SLAVE TERMINAL PLC-SLAVE
---	---	---

TYPE		OMSCHRIJVING UMSCHREIBUNG DESCRIPTION	PLC PROG: SPS PROG: PLC PROG:
HL190-HYBRID			HL220_H_25_01A
HL220-HYBRID			HL220_H_25_01A
REV.	DATUM DATUM DATE	OPMERKING BEMERKUNG REMARK	
B	16-05-17	FEEDBACK INPUT	

this drawing is property of Holland Lift International, by all rights reserved
 diese zeichnung ist eigentum von Holland Lift International, by urheberrecht vorbehalten nach dem gesetz
 deze tekening is eigendom van Holland Lift International, by auteursrecht voorbehouden volgens de wet

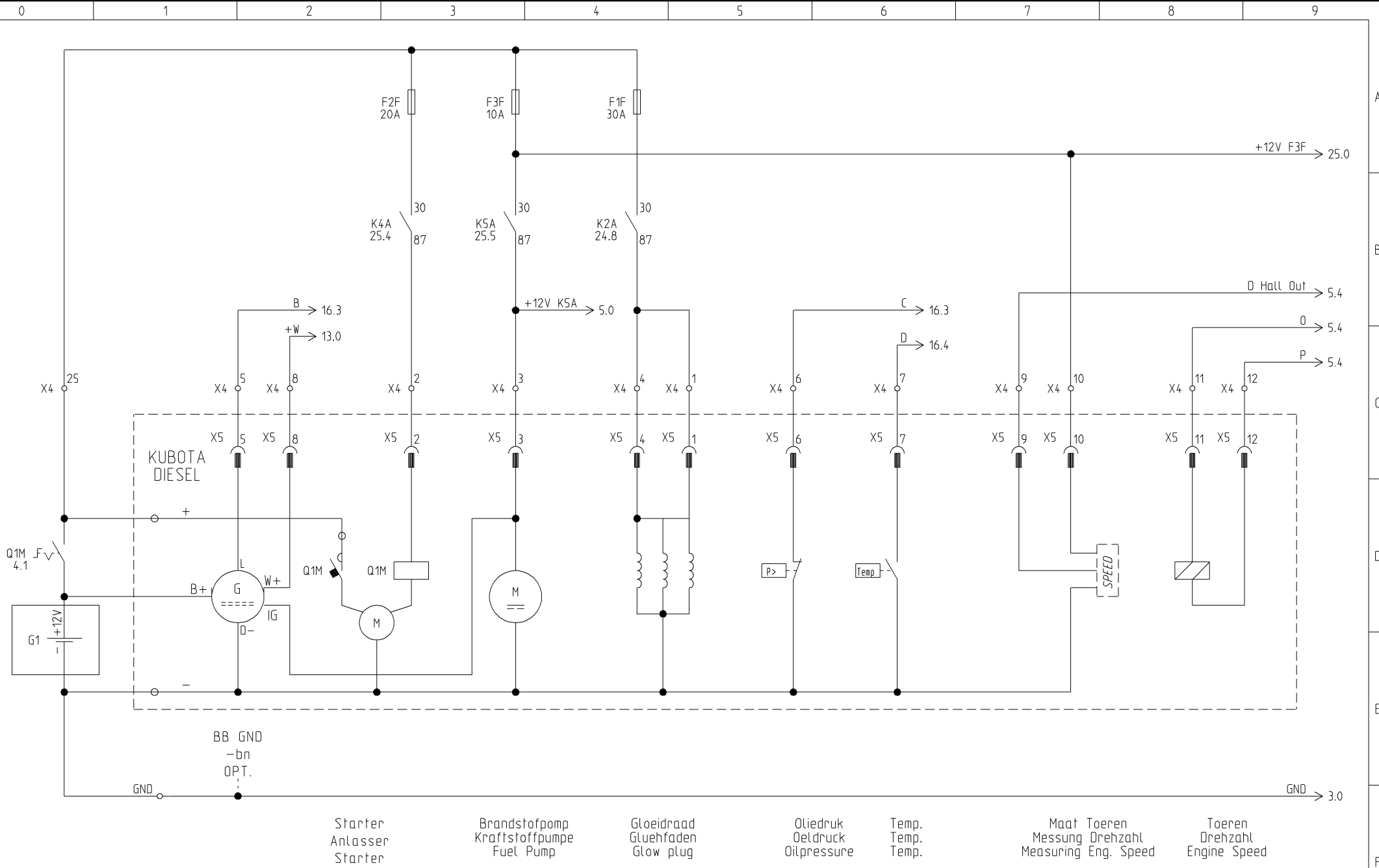


Holland Lift International B.V.
 Anodeweg 1
 NL-1627 LJ Hoorn The Netherlands
 T/F +31 (0)229-285555 / 285550
 E service@hollandlift.com
 W www.hollandlift.com

INDEX BLAD
 INDEX BLATT
 INDEX SHEET

Projekt:	EB-22-001	Zeichnungsnummer:	Rev.:	B	erstellt von:	Rothenbusch
Datum:	16.05.2017	Antage:	=	+	Blatt:	1

this drawing is property of Holland Lift International, by all rights reserved
 deze tekening is eigendom van Holland Lift International, by all rights reserved
 deze tekening is eigendom van Holland Lift International, by auteursrecht voorbehouden volgens de wet



Starter
Anlasser
Starter

Brandstofpomp
Kraftstoffpumpe
Fuel Pump

Gloeidraad
Gluehfaden
Glow plug

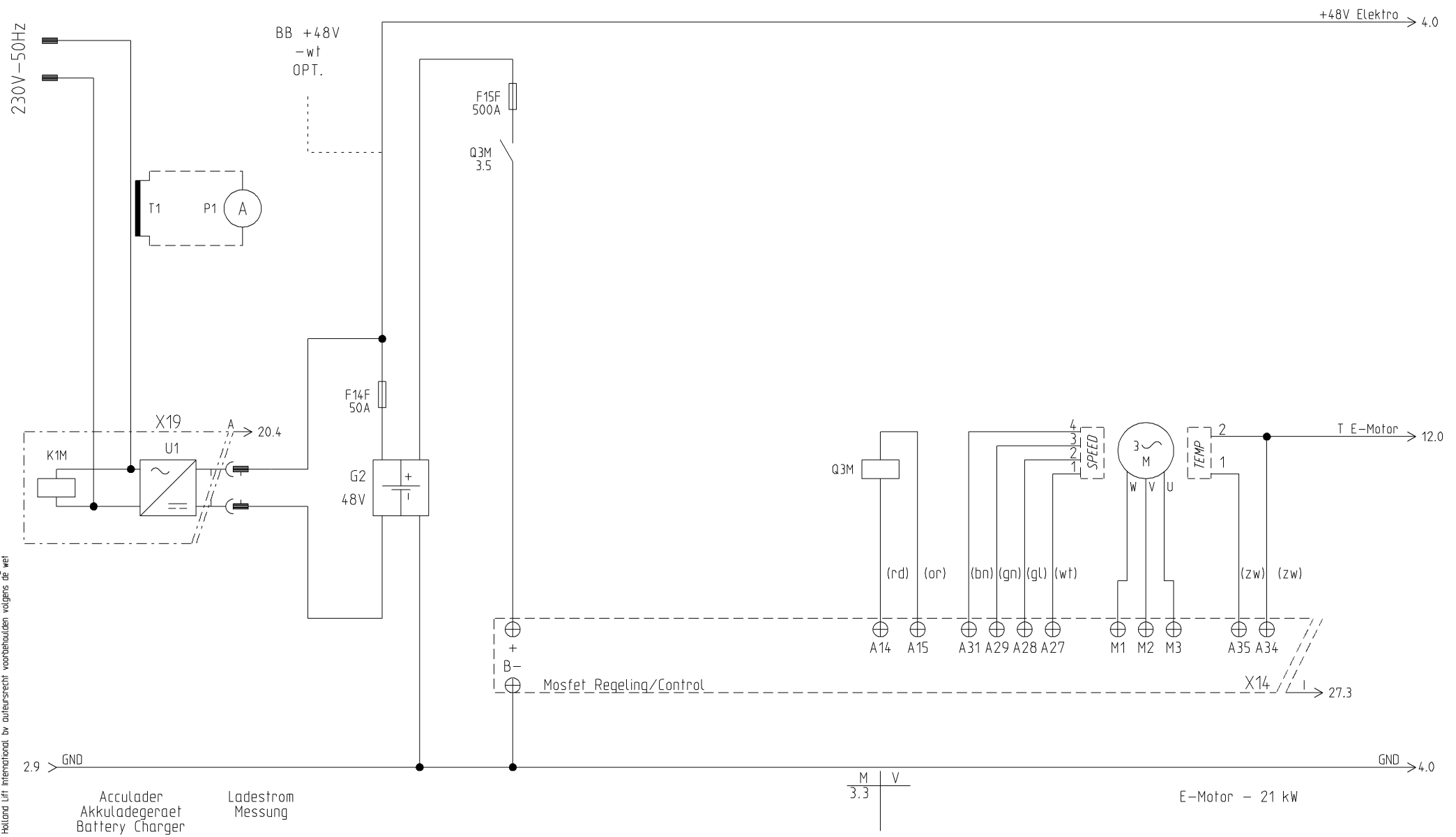
Olgedruk
Oelddruk
Oilpressure

Temp.
Temp.
Temp.

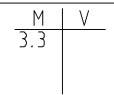
Maat Toeren
Messung Drehzahl
Measuring Eng. Speed

Toeren
Drehzahl
Engine Speed

this drawing is property of Holland Lift International, by all rights reserved
 deze tekening is eigendom van Holland Lift International, by auteursrecht voorbehouden volgens de wet



Acculader
 Akkuladegeraet
 Battery Charger
 Ladestrom
 Messung
 Optie/Option



E-Motor - 21 kW

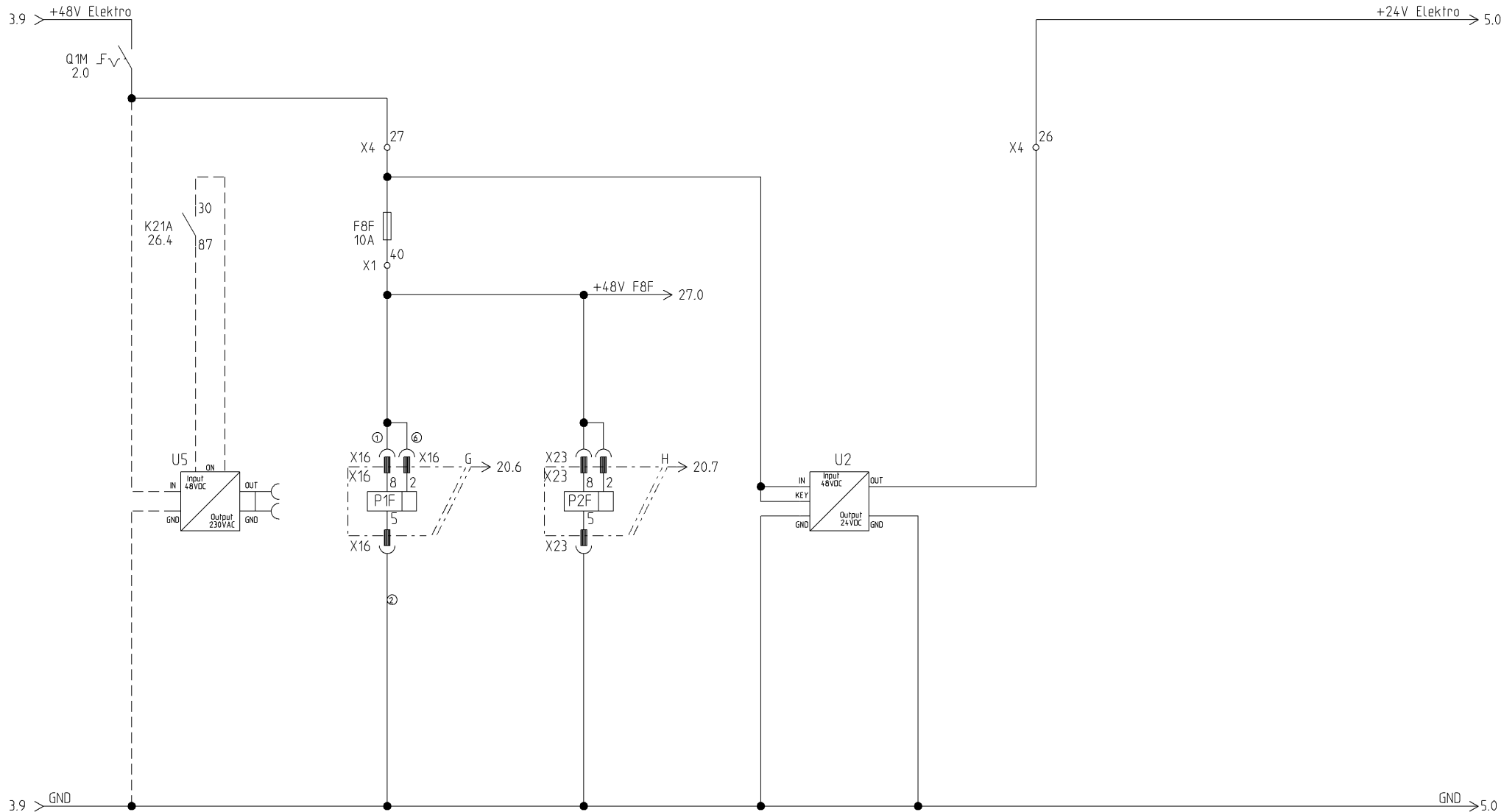


Holland Lift International B.V.
 Anodeweg 1
 NL-1627 LJ Hoorn The Netherlands
 T/F +31 (0)229-285555 / 285550
 E service@hollandlift.com
 W www.hollandlift.com

STROOMKRINGSCHEMA
 STROMLAUFPLAN
 CIRCUIT DIAGRAM

Projekt:	EB-22-001	Zeichnungsnummer:	Rev.:	B	erstellt von:	Rothenbusch
Datum:	16.05.2017	Anlage:	Ort:	+	Blatt:	3

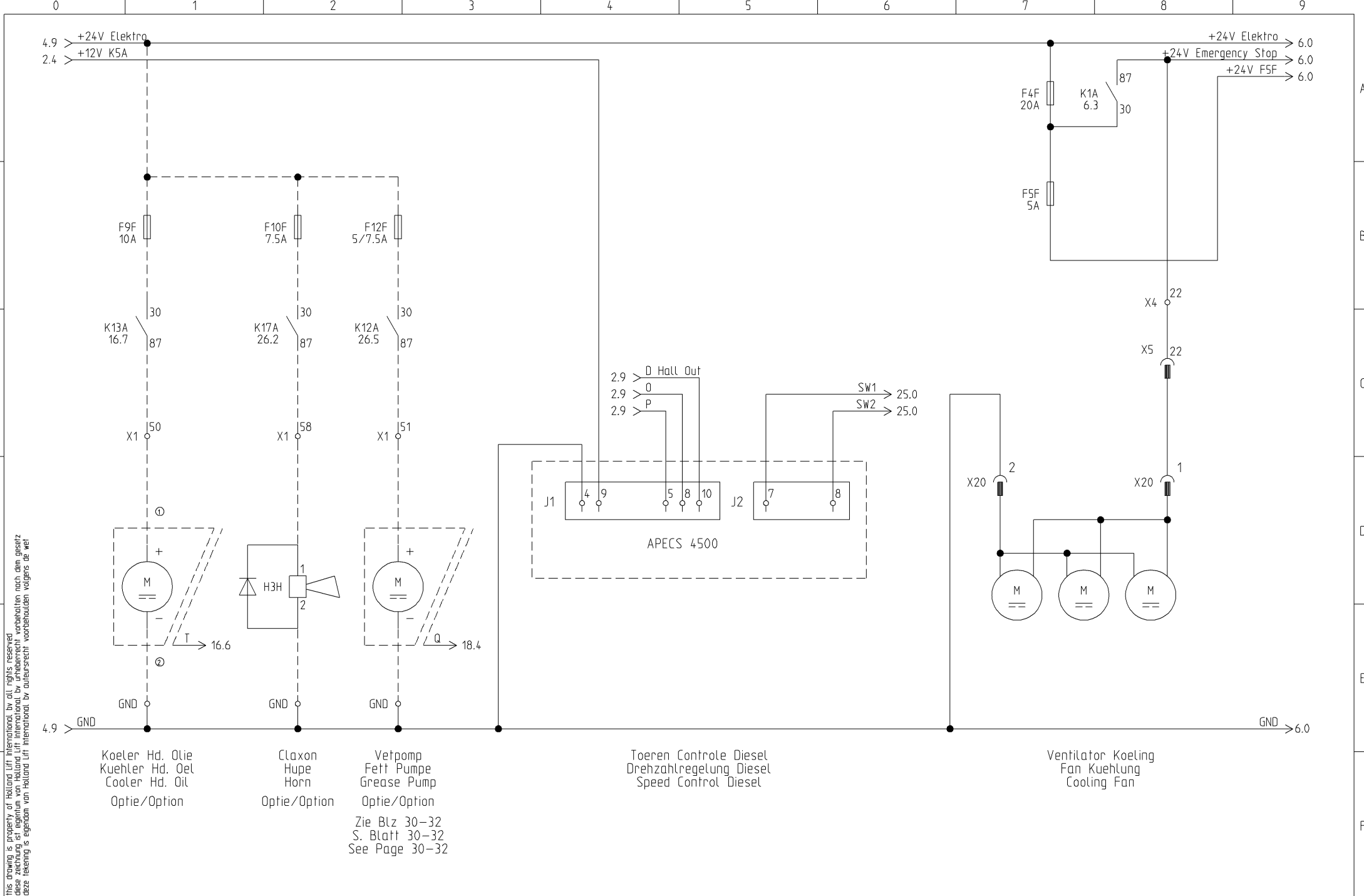
this drawing is property of Holland Lift International. All rights reserved.
 deze tekening is eigendom van Holland Lift International. Alle rechten voorbehouden.
 this drawing is property of Holland Lift International. All rights reserved.
 deze tekening is eigendom van Holland Lift International. Alle rechten voorbehouden.



Omformer
Umformer
Converter
Optie/Option

Accuconditiemeter
Akkumeter
Battery Level indic.

Accuconditiemeter 50 %
Akkumeter 50 %
Battery Level indic. 50 %



this drawing is property of Holland Lift International. All rights reserved.
 deze tekening is eigendom van Holland Lift International. Alle rechten voorbehouden.
 diese Zeichnung ist Eigentum von Holland Lift International. Alle Rechte vorbehalten.
 deze tekening is eigendom van Holland Lift International. Alle rechten voorbehouden volgens de wet

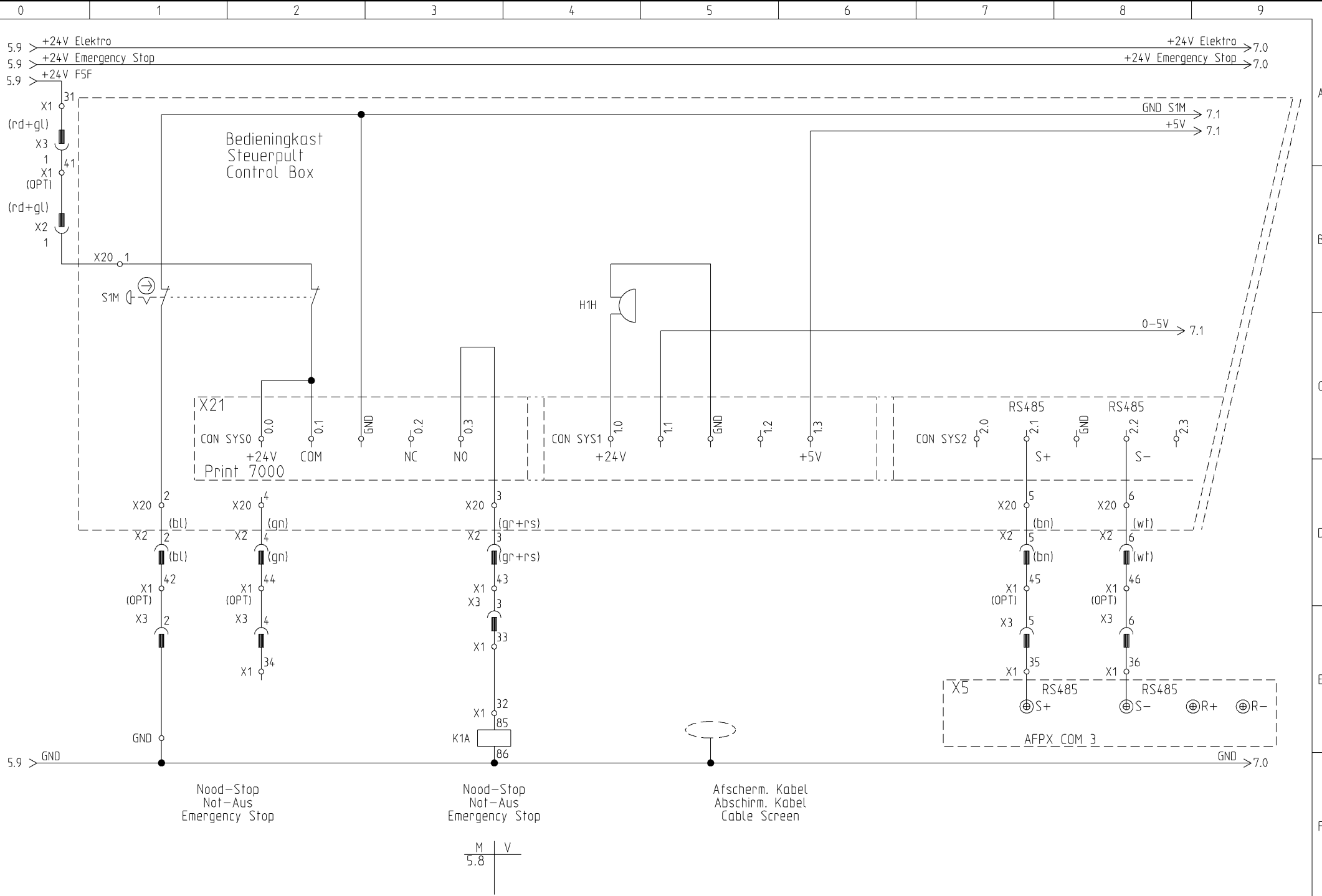


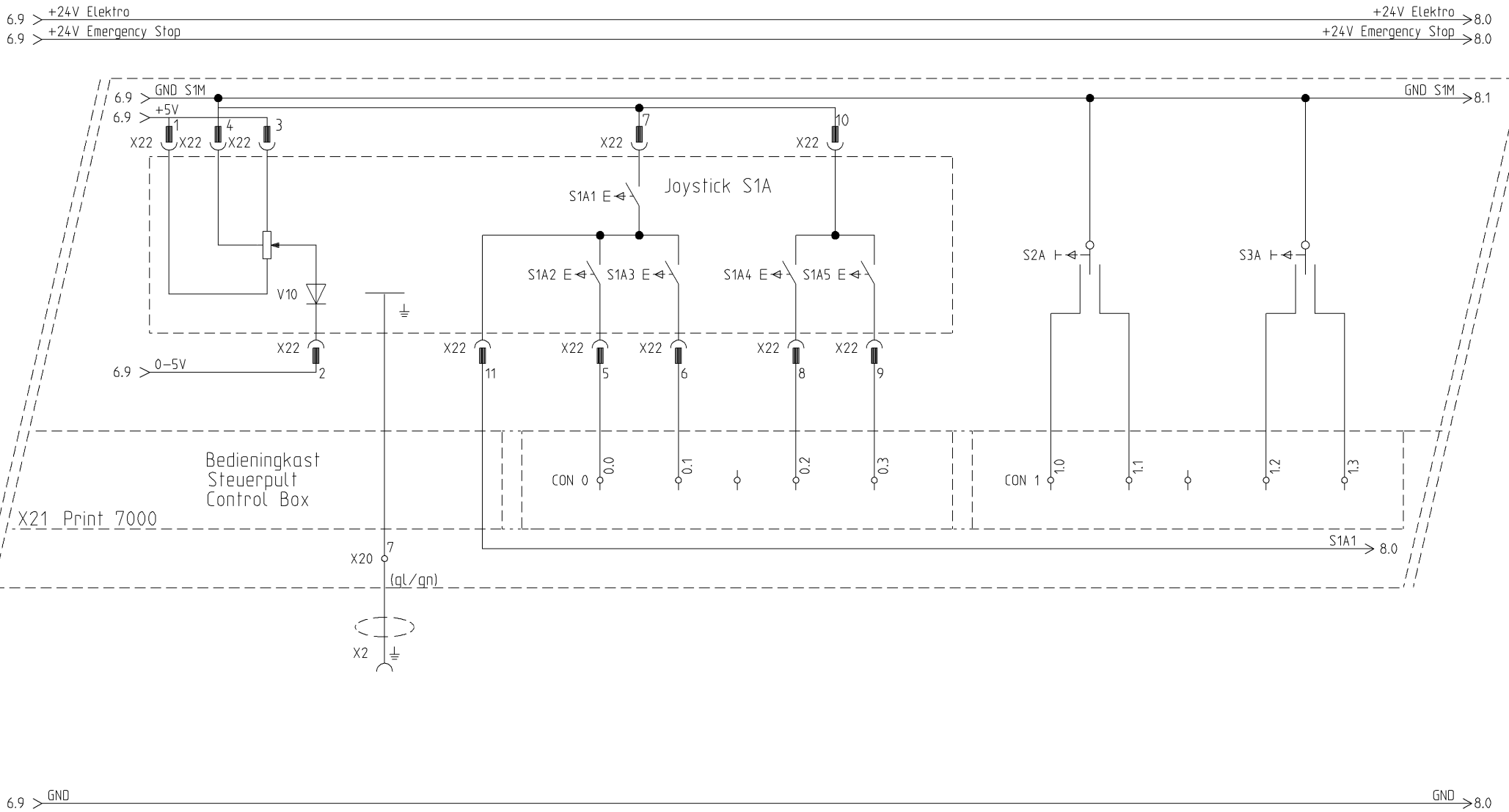
Holland Lift International B.V.
 Anodeweg 1
 NL-1627 LJ Hoorn The Netherlands
 T/F +31 (0)229-285555 / 285550
 E service@hollandlift.com
 W www.hollandlift.com

STROOMKRINGSCHEMA
 STROMLAUFPLAN
 CIRCUIT DIAGRAM

Projekt:	EB-22-001	Zeichnungsnummer:	Rev.:	B	erstellt von:	Rothenbusch	
Datum:	16.05.2017	Anlage:	=	Ort:	+	Blatt:	5

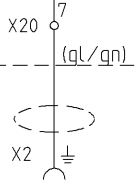
this drawing is property of Holland Lift International, by all rights reserved
 deze tekening is eigendom van Holland Lift International, by all rights reserved
 deze tekening is eigendom van Holland Lift International, by auteursrecht voorbehouden volgens de wet





Bedieningkast
Steuerpult
Control Box

X21 Print 7000



- S1A1 Dodemansknop
- Op-Joysick-Neer
- Links-Sturen-Rechts
- Claxon-Sign.gever
- Sper/Diff
- Heffen/Dalen
- Rijden/Sturen
- S1A1 Totmansknop
- Auf-Joystick-Nieder
- Links-Lenken-Rechts
- Hupe-Signalgeber
- Sperr/Diff
- Heben/Senken
- Fahren/Lenken
- S1A1 Dead Man,s Button
- On-Joystick-Down
- Left-Steering-Right
- Horn-Signal
- Stip/Diff
- Lift Up/Lift Down
- Driving/Steering

this drawing is property of Holland Lift International, by all rights reserved
 deze tekening is eigendom van Holland Lift International, by all rights reserved
 deze tekening is eigendom van Holland Lift International, by all rights reserved



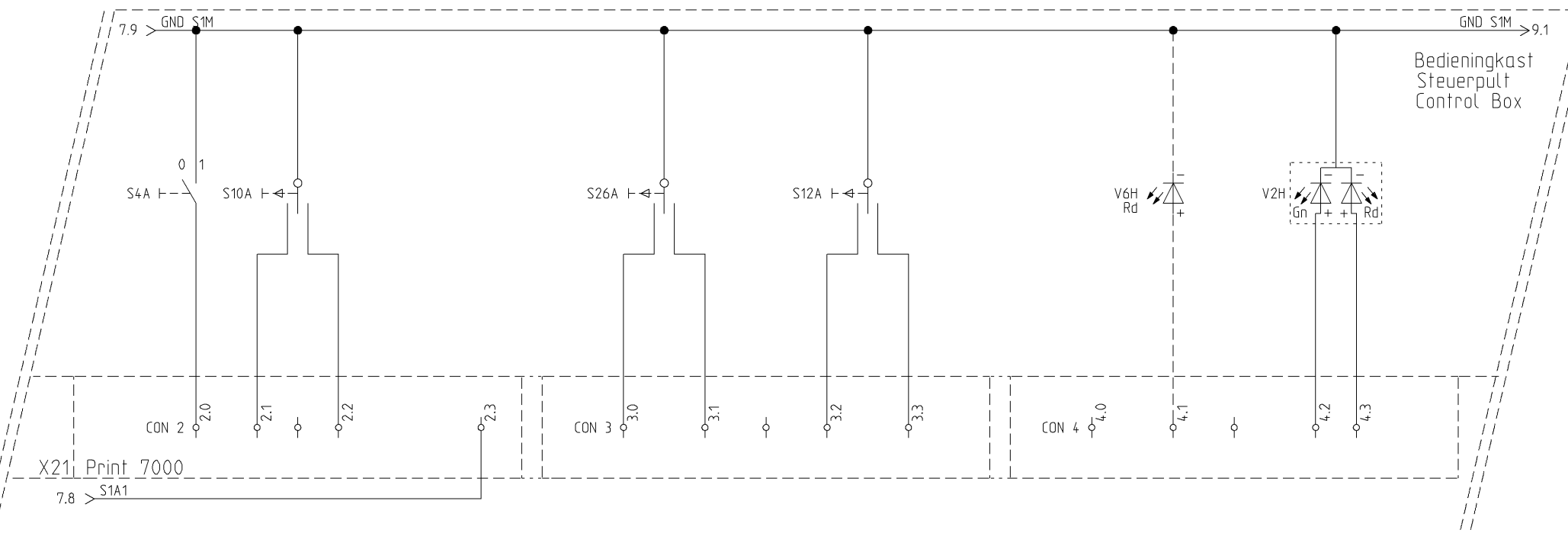
Holland Lift International B.V.
 Anodeweg 1
 NL-1627 LJ Hoorn The Netherlands
 T/F +31 (0)229-285555 / 285550
 E service@hollandlift.com
 W www.hollandlift.com

STROOMKRINGSHEMA
 STROMLAUFPLAN
 CIRCUIT DIAGRAM

Projekt:	EB-22-001	Zeichnungsnummer:	Rev.:	B	erstellt von:	Rothenbusch	
Datum:	16.05.2017	Anlage:	=	Ort:	+	Blatt:	7

7.9 > +24V Elektro
 7.9 > +24V Emergency Stop

+24V Elektro > 9.0
 +24V Emergency Stop > 9.0



S4A

0	= Langzaam	Langsam	Slow
1	= Snel	Schnell	Fast

V2H

gn:	Scheef. 1 & 2 OK	gl:	Scheef. 2 net OK	rd:	Scheef. 1 & 2 net OK
gn:	Neigung 1 & 2 OK	gl:	Neigung 2 nicht OK	rt:	Neigung 1 & 2 nicht OK
gn:	Tilt 1 & 2 OK	yl:	Tilt 2 not OK	rd:	Tilt 1 & 2 not OK

7.9 > GND

GND > 9.0

Snelheid
Geschwindigkeit
Speed

In-Plattform-uit
Ein-Plattform-Aus
In-Plattform-Out

S1A1 Dodemansknop
S1A1 Totmansknopf
S1A1 Dead Man's Button

Hybrid Elektro
— Mode —

4xN-Stempels-Autom. Niveleer
4xN-Stuetzen-Autom. Nivel.
4xN-Jack-Autom. Nivel

Generator/Onformer aan
Generator/Umformer ein
Generator/Converter on

Scheefstand
Neigung
Grade/Slope

Optie/Option

this drawing is property of Holland Lift International, by all rights reserved
 diese zeichnung ist eigentum von Holland Lift International, by urheberrecht vorbehalten
 deze tekening is eigendom van Holland Lift International, by auteursrecht voorbehouden volgens de wet



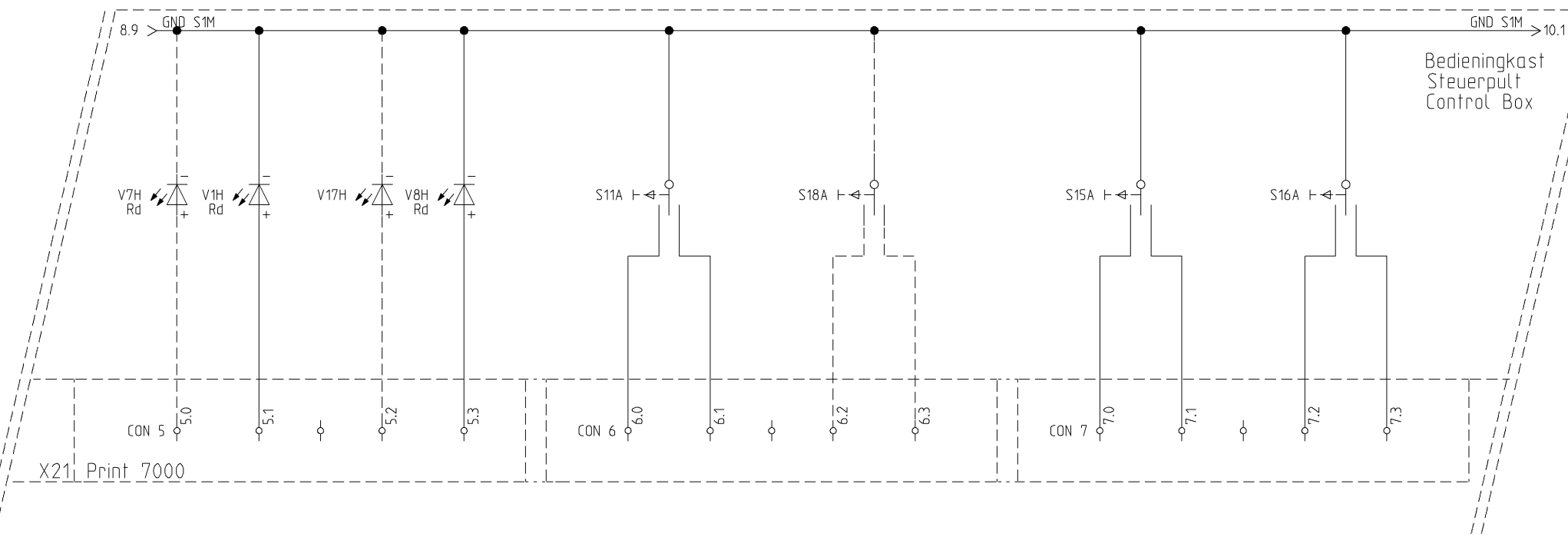
Holland Lift International B.V.
 Anodeweg 1
 NL-1627 LJ Hoorn The Netherlands
 T/F +31 (0)229-285555 / 285550
 E service@hollandlift.com
 W www.hollandlift.com

STROOMKRINGSHEMA
 STROMLAUFPLAN
 CIRCUIT DIAGRAM

Projekt:	EB-22-001	Zeichnungsnummer:	Rev.:	B	erstellt von:	Rothenbusch
Datum:	16.05.2017	Anlage:	Ort:	+	Blatt:	8

8.9 > +24V Elektro
 8.9 > +24V Emergency Stop

+24V Elektro > 10.0
 +24V Emergency Stop > 10.0



8.9 > GND

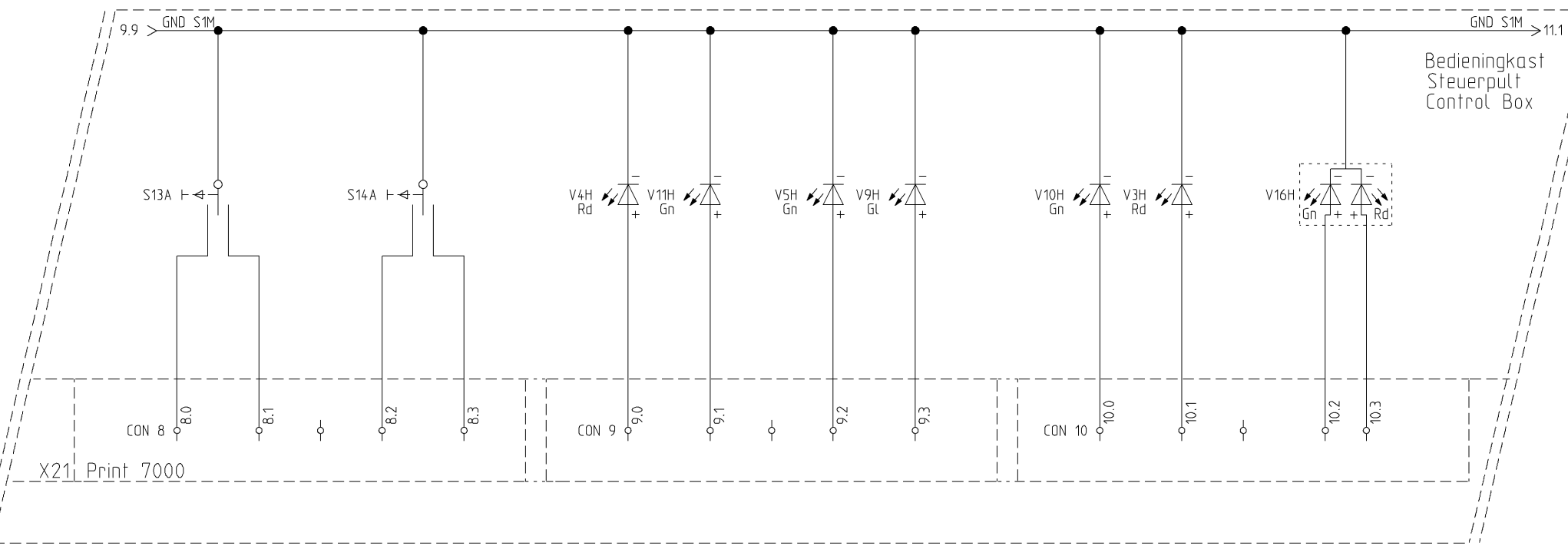
GND > 10.0

Vetpomp Fett Pumpe Grease Pump	Overload Ueberlastung Overload	Plattform in Plattform ein Plattform in	Tank leeg Tank leer Tank empty	Start - Motor - Stop Start - Motor - Halt Start - Engine - Stop	Aan Generator/Omformer Uit An Generator/Umformer Aus On Generator/Converter Off	LA in LH ein LR in	LA uit LH aus LR out	RA in RH ein RR in	RA uit RH aus RR out
Optie/Option	Optie/Option			Optie/Option		Stempels-Stuetzen-Jacks		Stempels-Stuetzen-Jacks	

this drawing is property of Holland Lift International, by all rights reserved
 diese zeichnung ist eigentum von Holland Lift International, by urheberrecht vorbehalten nach dem gesetz
 deze tekening is eigendom van Holland Lift International, by auteursrecht voorbehouden volgens de wet

9.9 > +24V Elektro
 9.9 > +24V Emergency Stop

+24V Elektro > 11.0
 +24V Emergency Stop > 11.0



9.9 > GND

GND > 11.0

LV in LV ein LF in	LV uit LV aus LF out	RV in RV ein RF in	RV uit RV aus RF out	Pendelas Horizontaal Pendel Achse Hor. Oscillating Axle Hor.	Stempels in Stuetzen ein Jacks in	Stempels uit Stuetzen aus Jacks out	Autom. Niv. Autom. Niv. Autom. Niv.	In Bedrijf In Betrieb Run	Storing Stoerung Failure	Accu geladen Akku geladen Battery loaded	Accu leeg Akku leer Battery empty
--------------------------	----------------------------	--------------------------	----------------------------	--	---	---	---	---------------------------------	--------------------------------	--	---

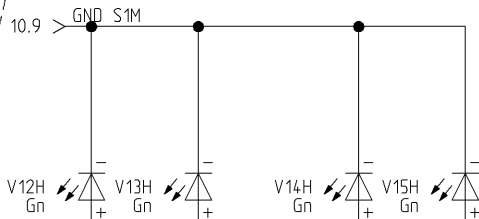
Stempels-Stuetzen-Jacks Stempels-Stuetzen-Jacks Diesel Motor

this drawing is property of Holland Lift International, by all rights reserved
 deze tekening is eigendom van Holland Lift International, by auteursrecht voorbehouden volgens de wet

10.9 > +24V Elektro
 10.9 > +24V Emergency Stop

+24V Elektro > 12.0
 +24V Emergency Stop > 12.0

Bedieningkast
 Steuerpult
 Control Box



CON 11 11.0 11.1 11.2 11.3

X21, Print 7000

10.9 > GND

GND > 12.0

Rijden/Sturen Heffen/Dalen Hybrid Elektrisch
 Fahren/Lenken Heben/Senken Hybrid Elektro
 Driving/Steering Lift Up/Lift Down Hybrid Electric

this drawing is property of Holland Lift International, by all rights reserved
 deze tekening is eigendom van Holland Lift International, by all rights reserved
 deze tekening is eigendom van Holland Lift International, by all rights reserved

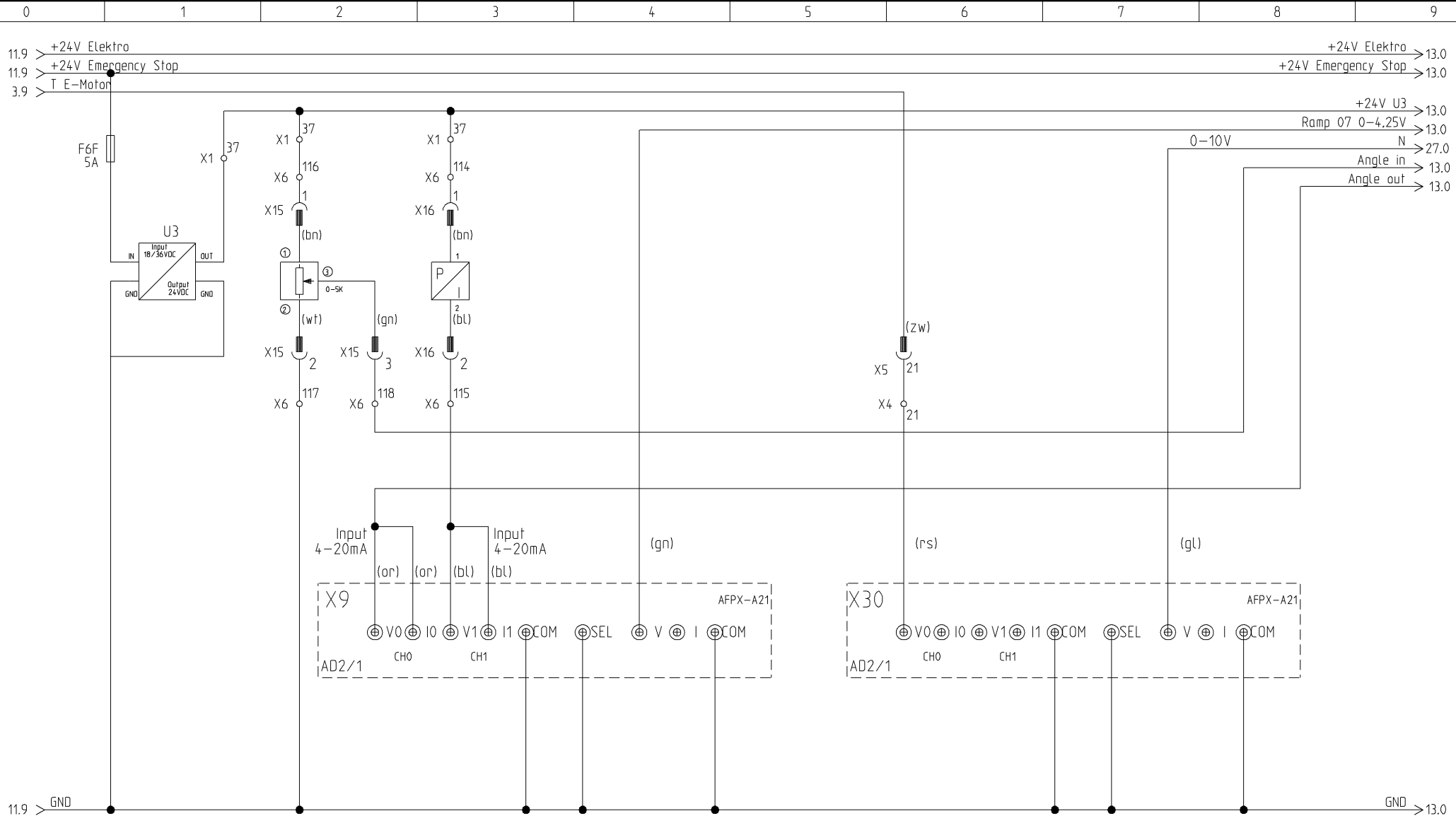
HOLLAND LIFT

Holland Lift International B.V.
 Anodeweg 1
 NL-1627 LJ Hoorn The Netherlands
 T/F +31 (0)229-285555 / 285550
 E service@hollandlift.com
 W www.hollandlift.com

STROOMKRINGSCHEMA
 STROMLAUFPLAN
 CIRCUIT DIAGRAM

Projekt:	EB-22-001	Zeichnungsnummer:	Rev.:	B	erstellt von:	Rothenbusch
Datum:	16.05.2017	Antage:	=	Ort:	+	Blatt:
						11

this drawing is property of Holland Lift International, by all rights reserved.
 deze tekening is eigendom van Holland Lift International, by all rights reserved.
 deze tekening is eigendom van Holland Lift International, by all rights reserved.



Hoekmeting
Winkel Messung
Angle Measuring

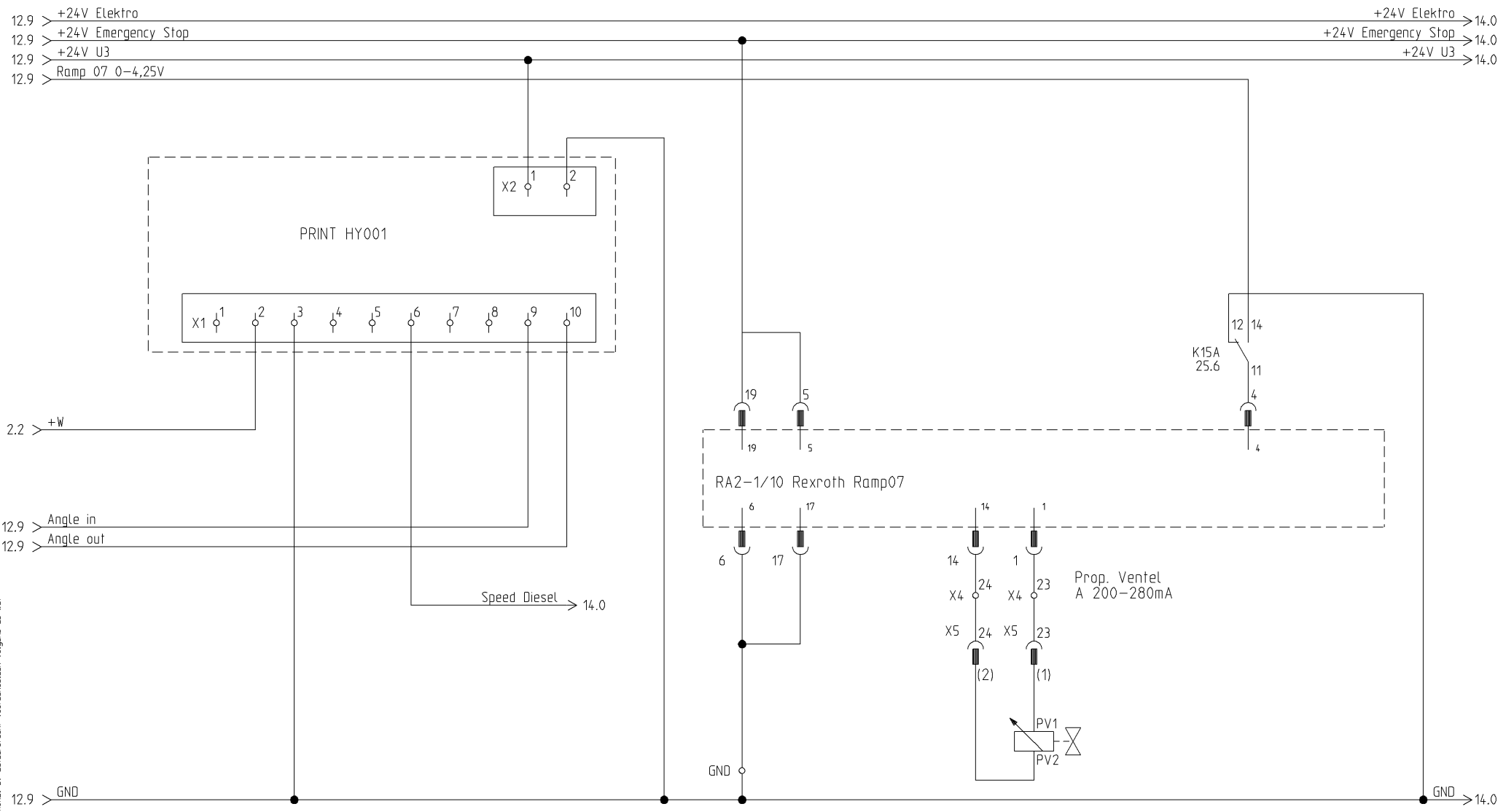
Druk Meting
Druck Messung
Pressure Measuring

Prop. Ventel
Prop. Ventil
Prop. Valve

Temp. E-Motor

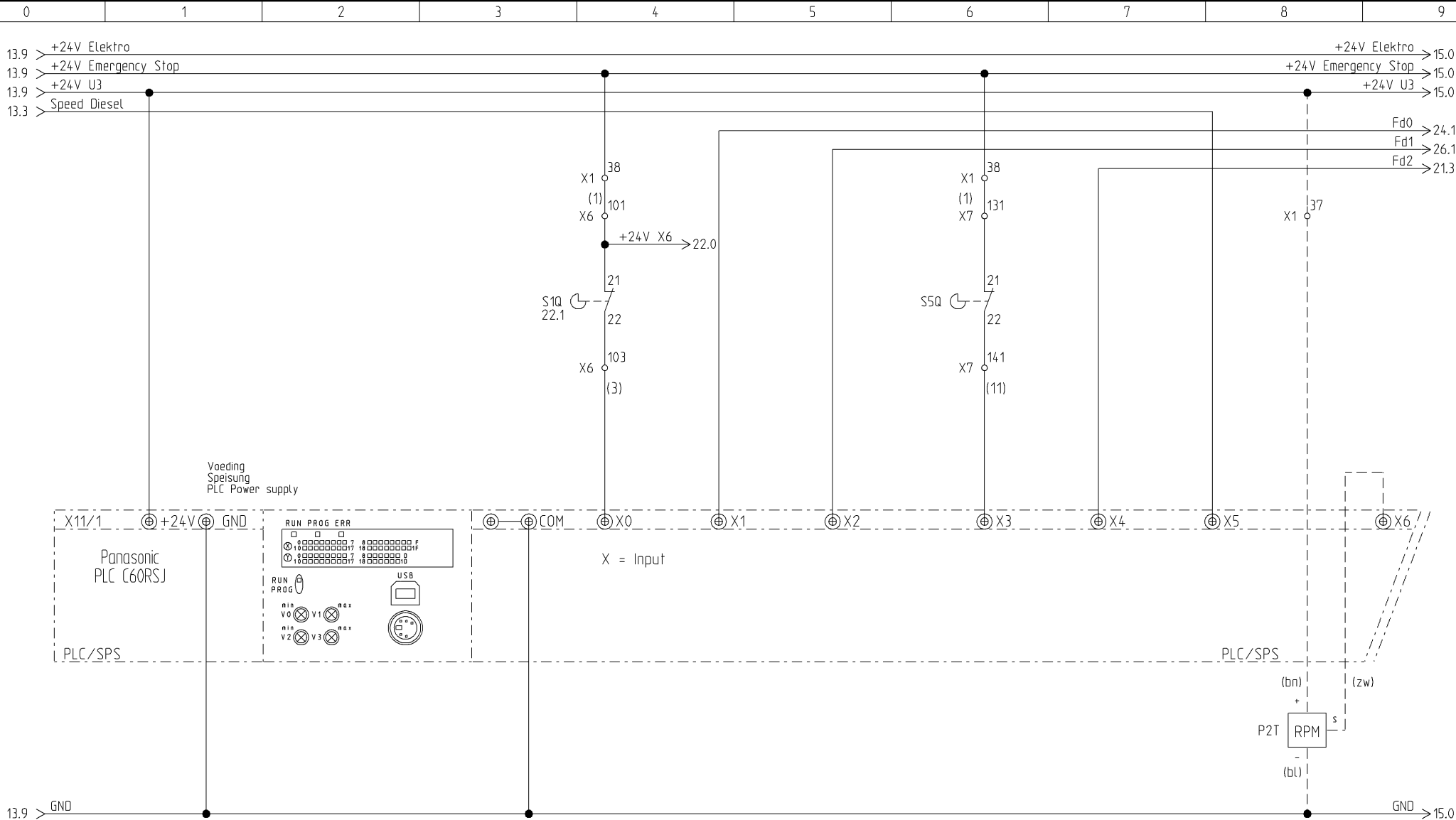
Mosfet Regeling
0-10V

this drawing is property of Holland Lift International, by all rights reserved.
 deze tekening is eigendom van Holland Lift International, by all rights reserved.
 deze tekening is eigendom van Holland Lift International, by all rights reserved.

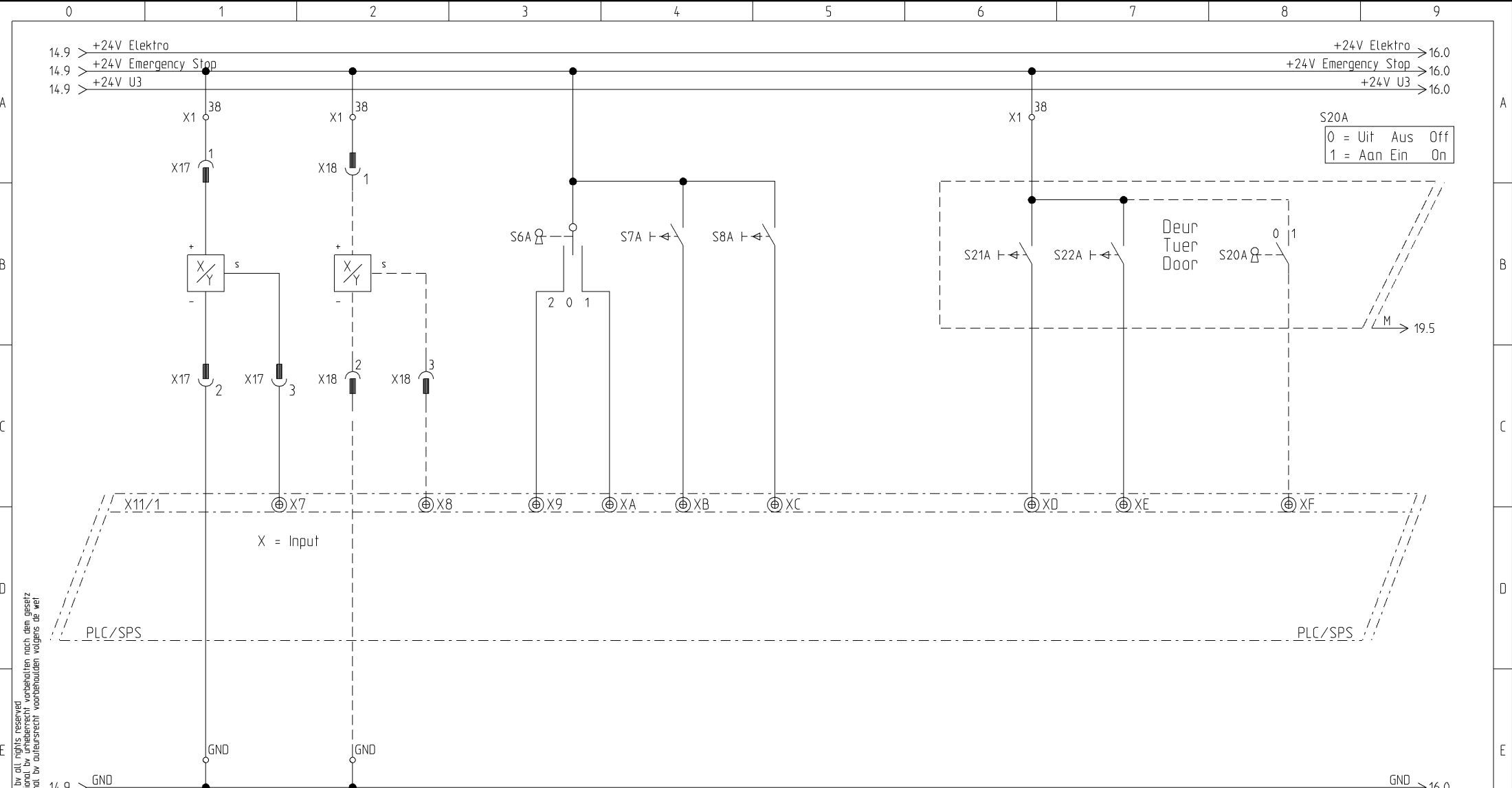


Rijden/Heffen/Plattform/Stempels/Gen.
 Fahren/Heben/Plattform/Stuetzen/Gen.
 Driving/Lift Up/Platform/Jacks/Gen.

this drawing is property of Holland Lift International, by all rights reserved.
 deze tekening is eigendom van Holland Lift International, by auteursrecht voorbehouden volgens de wet



- 4 mtr. Afslag Feedback In 0
 - 4 mtr. Ausschalt. Feedback In 0
 - 4 mtr. Cut-Out Feedback In 0
 - Feedback In 0
 - Feedback In 1
 - Feedback In 1
 - Feedback In 1
 - Feedback In 2
 - Feedback In 2
 - Feedback In 2
 - Toeren D. Drehzahl D. Speed D.
 - RPM Teller Gen. RPM Zaehler Gen. RPM Meter Gen.
- Optie/Option



Scheefstand 1 Neigung 1 Grade/Slope 1	Scheefstand 2 Neigung 2 Grade/Slope 2	Progr. Uit Progr. Aus Progr. Off	Aan An On	Store Store Store	Save Save Save	Start - Motor - Stop Start - Motor - Halt Start - Engine - Stop	Ri. max. Hoogte Fa. max. Hoehe Dr. max. Height
---	---	--	-----------------	-------------------------	----------------------	---	--

Optie/Option — Overlast-Ueberlastung-Overload — Optie/Option



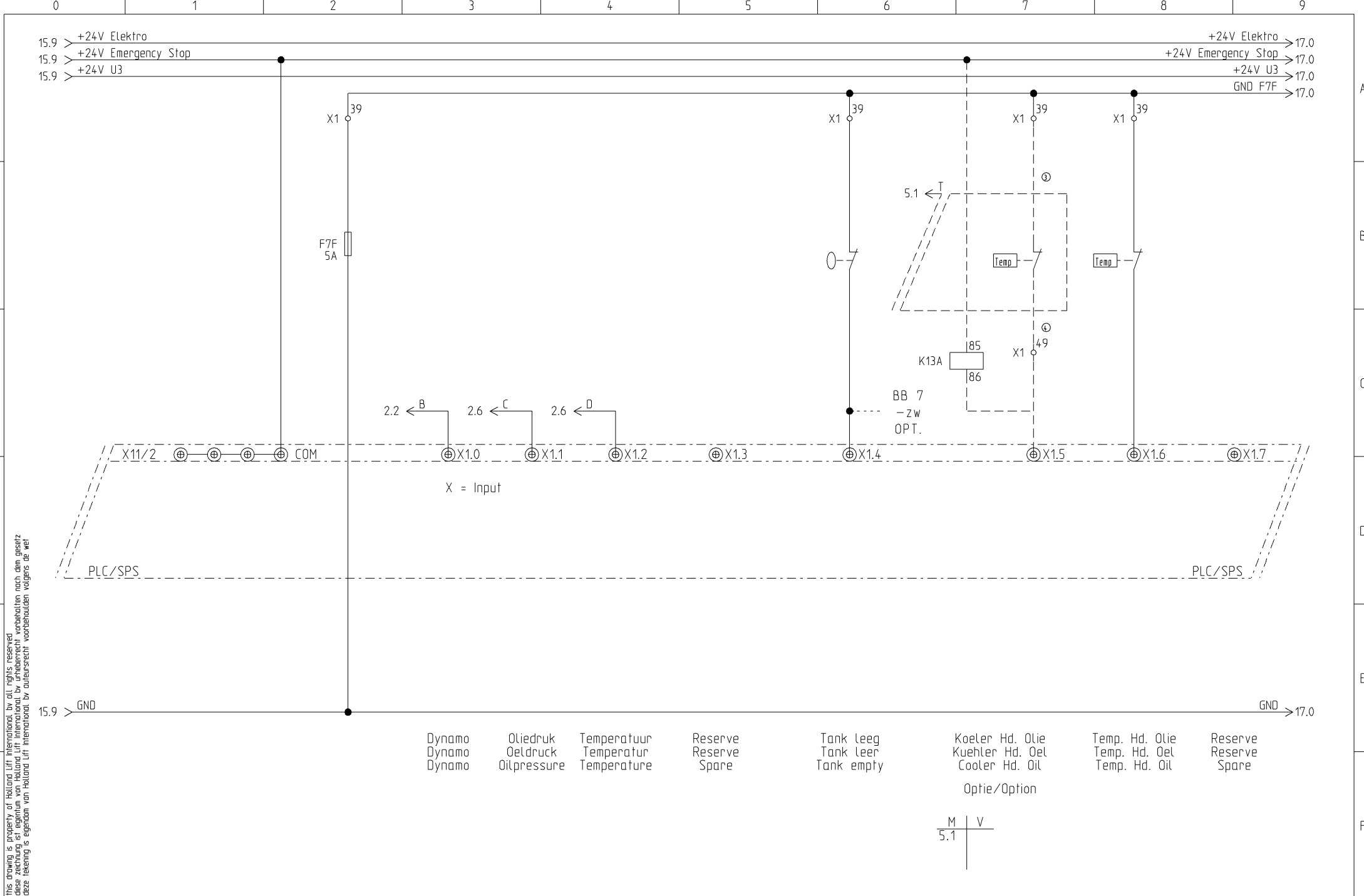
Holland Lift International B.V.
Anodeweg 1
NL-1627 LJ Hoorn The Netherlands
T/F +31 (0)229-285555 / 285550
E service@hollandlift.com
W www.hollandlift.com

STROOMKRINGSHEMA
STROMLAUFPLAN
CIRCUIT DIAGRAM

Projekt: EB-22-001	Zeichnungsnummer:	Rev.: B	erstellt von: Rothenbusch
Datum: 16.05.2017	Anlage: =	Ort: +	Blatt: 15

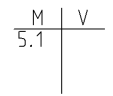
this drawing is property of Holland Lift International. All rights reserved.
 deze tekening is eigendom van Holland Lift International. Alle rechten voorbehouden.
 deze tekening is eigendom van Holland Lift International. Alle rechten voorbehouden volgens de wet.

this drawing is property of Holland Lift International, by all rights reserved
 deze tekening is eigendom van Holland Lift International, by all rights reserved
 deze tekening is eigendom van Holland Lift International, by all rights reserved

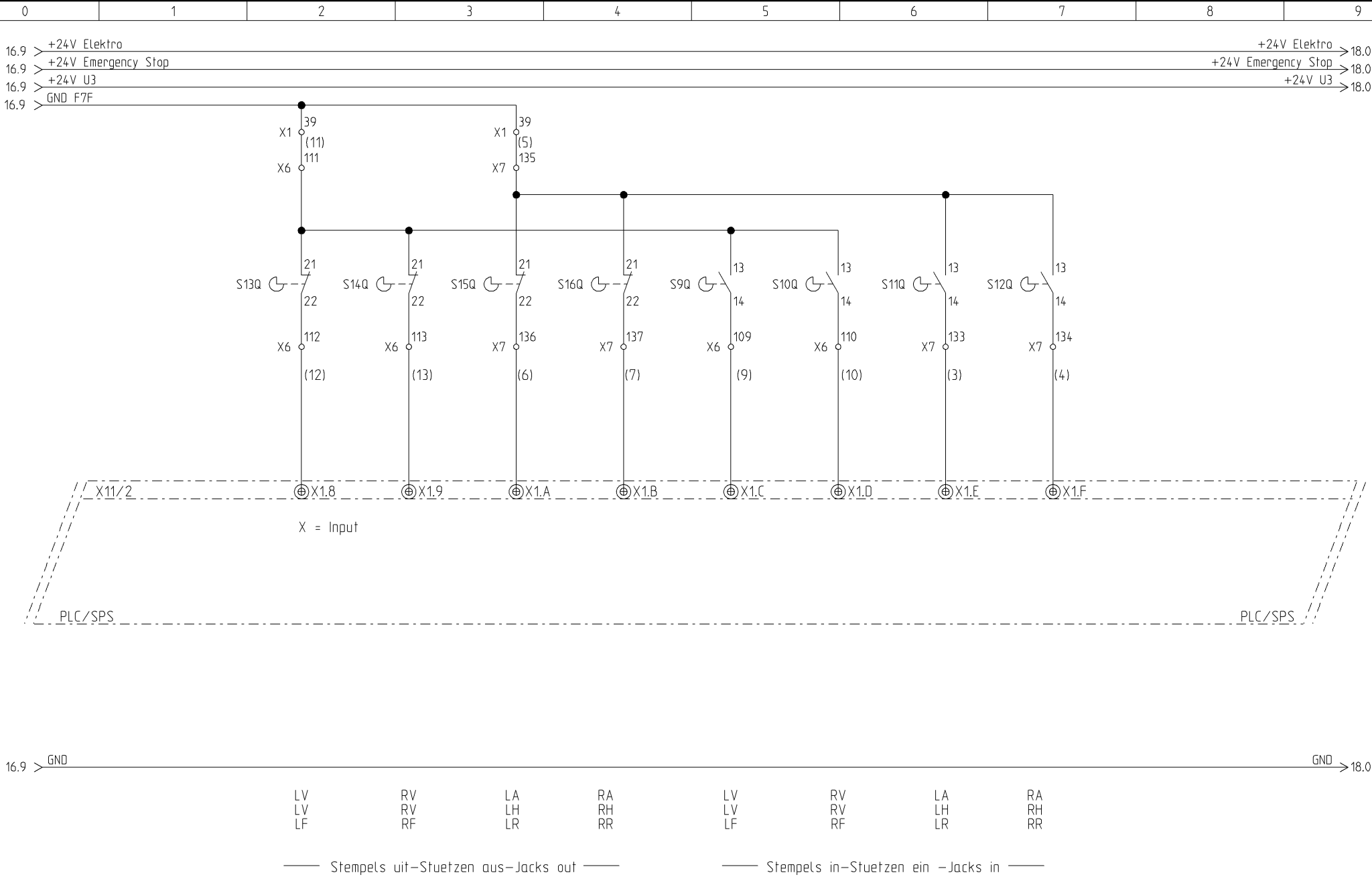


Dynamo	Oliedruk	Temperatuur	Reserve	Tank leeg	Koeler Hd. Olie	Temp. Hd. Olie	Reserve
Dynamo	Oelddruk	Temperatur	Reserve	Tank Leer	Kuehler Hd. Oel	Temp. Hd. Oel	Reserve
Dynamo	Oilpressure	Temperature	Spare	Tank empty	Cooler Hd. Oil	Temp. Hd. Oil	Spare

Optie/Option



this drawing is property of Holland Lift International, by all rights reserved
 deze tekening is eigendom van Holland Lift International, by all rights reserved
 deze tekening is eigendom van Holland Lift International, by all rights reserved

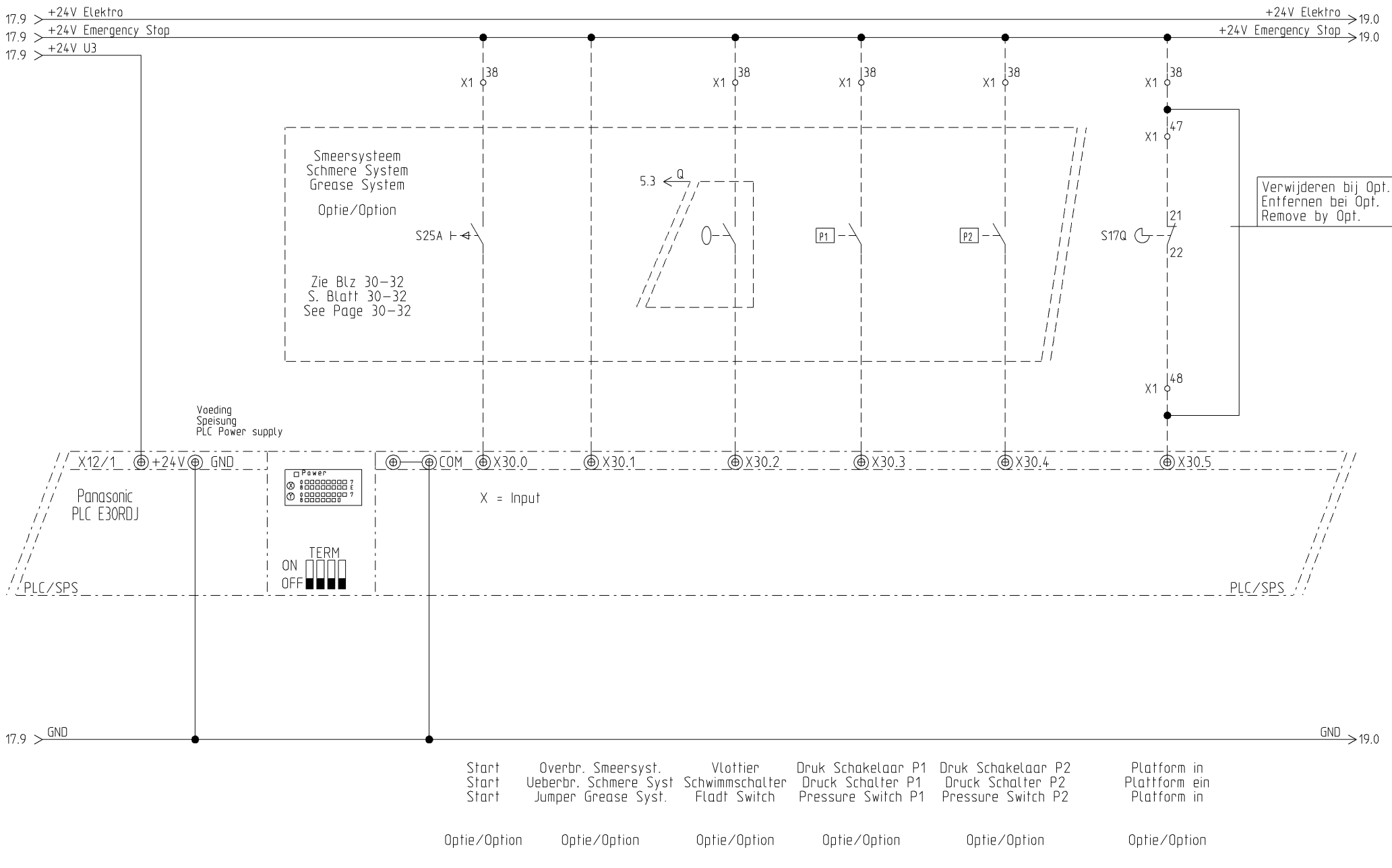


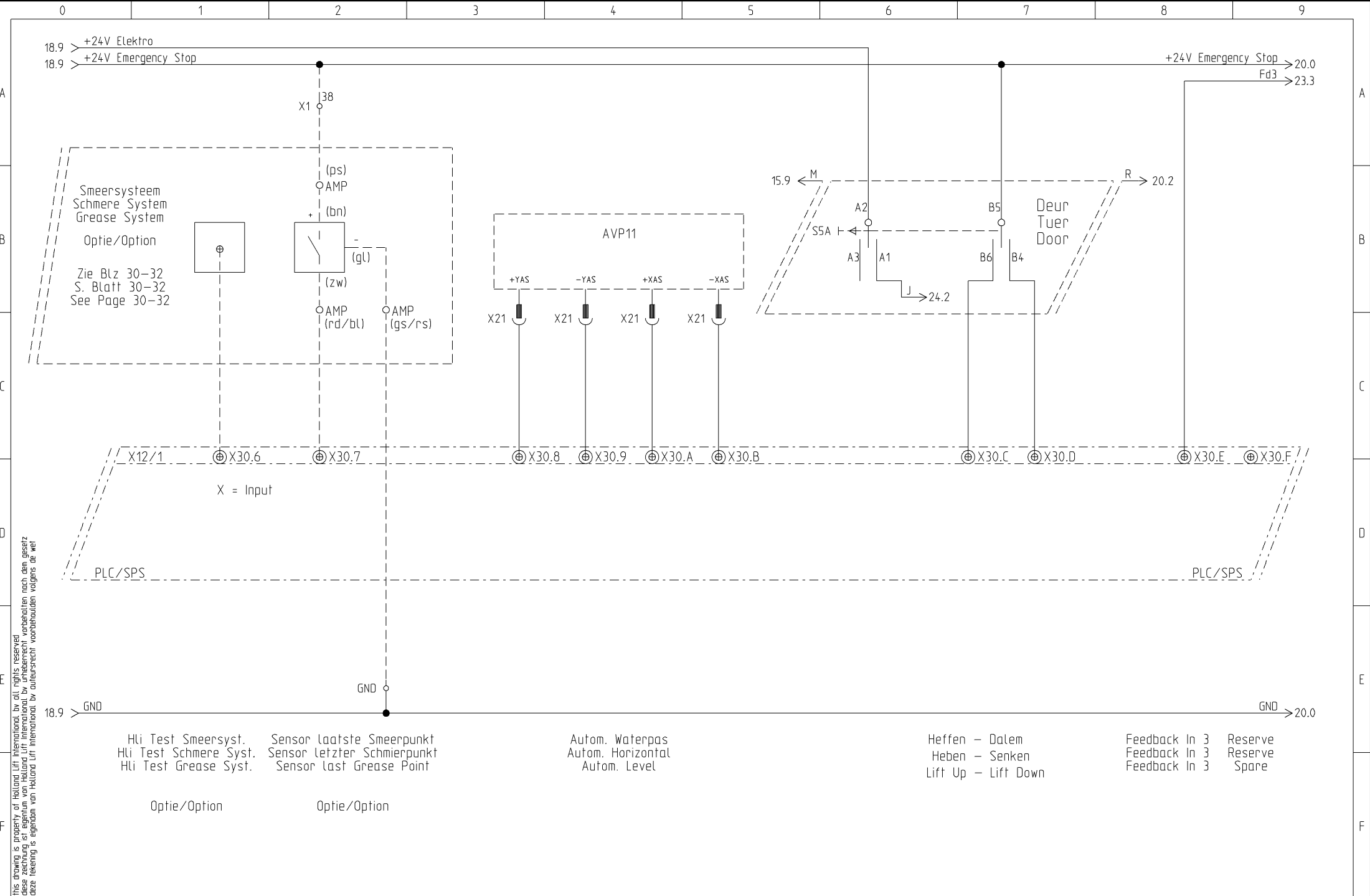
Holland Lift International B.V.
 Anodeweg 1
 NL-1627 LJ Hoorn The Netherlands
 T/F +31 (0)229-285555 / 285550
 E service@hollandlift.com
 W www.hollandlift.com

STROOMKRINGSCHEMA
 STROMLAUFPLAN
 CIRCUIT DIAGRAM

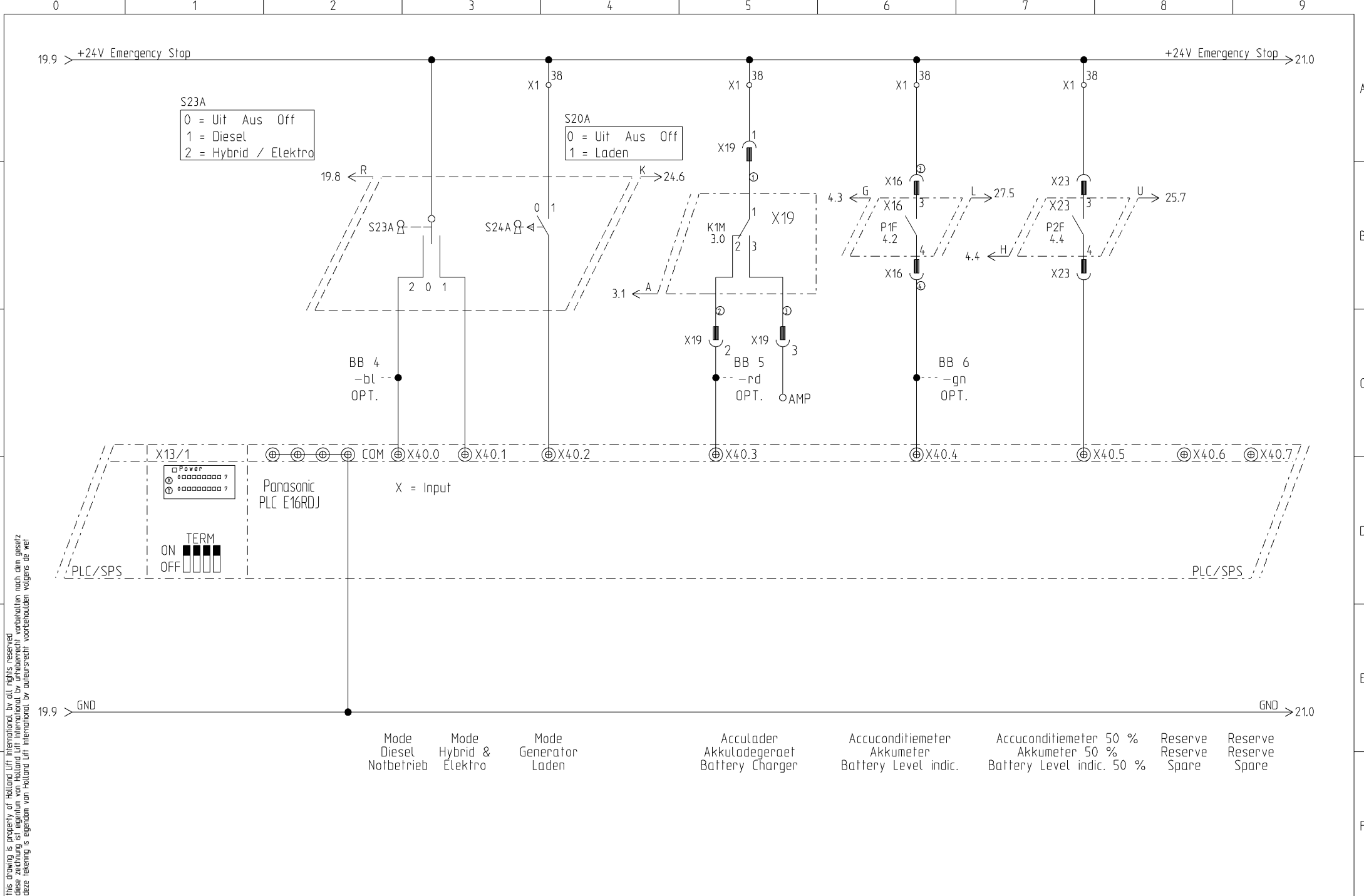
Projekt:	EB-22-001	Zeichnungsnummer:	Rev.:	B	erstellt von:	Rothenbusch	
Datum:	16.05.2017	Anlage:	=	Ort:	+	Blatt:	17

this drawing is property of Holland Lift International, by all rights reserved.
 deze tekening is eigendom van Holland Lift International, by auteursrecht voorbehouden volgens de wet





this drawing is property of Holland Lift International, by all rights reserved
 deze tekening is eigendom van Holland Lift International, by all rights reserved
 deze tekening is eigendom van Holland Lift International, by all rights reserved



this drawing is property of Holland Lift International, by all rights reserved
 deze tekening is eigendom van Holland Lift International, by all rights reserved
 deze tekening is eigendom van Holland Lift International, by auteursrecht voorbehouden volgens de wet

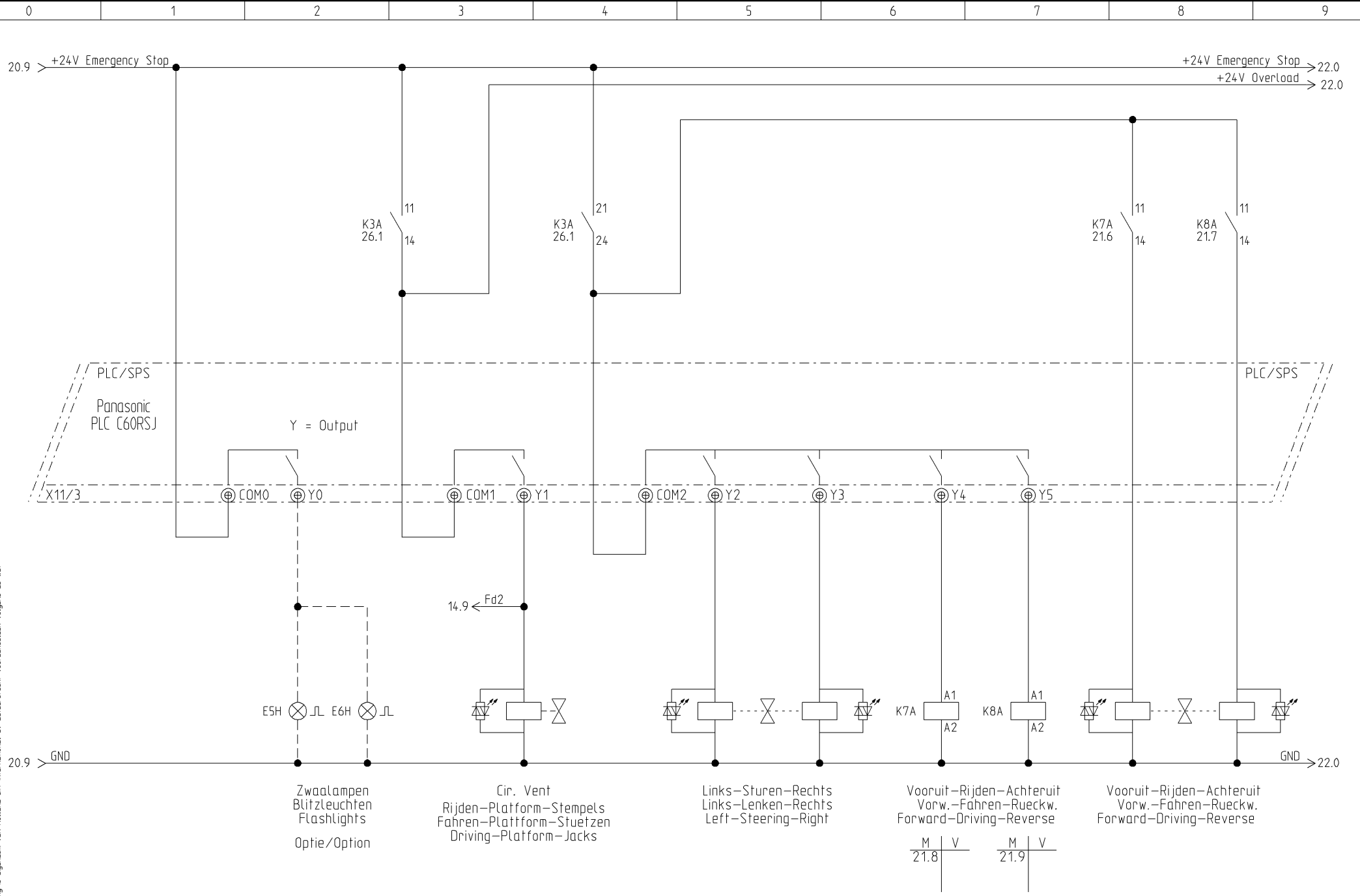


Holland Lift International B.V.
 Anodeweg 1
 NL-1627 LJ Hoorn The Netherlands
 T/F +31 (0)229-285555 / 285550
 E service@hollandlift.com
 W www.hollandlift.com

STROOMKRINGSCHEMA
 STROMLAUFPLAN
 CIRCUIT DIAGRAM

Projekt:	EB-22-001	Zeichnungsnummer:	Rev.:	B	erstellt von:	Rothenbusch
Datum:	16.05.2017	Anlage:	Ort:	=	Blatt:	20

this drawing is property of Holland Lift International, by all rights reserved
 deze tekening is eigendom van Holland Lift International, by all rights reserved
 deze tekening is eigendom van Holland Lift International, by auteursrecht voorbehouden volgens de wet



Zwaalampen
 Blitzleuchten
 Flashlights
 Optie/Option

Cir. Vent
 Rijden-Plattform-Stempels
 Fahren-Plattform-Stuetzen
 Driving-Plattform-Jacks

Links-Sturen-Rechts
 Links-Lenken-Rechts
 Left-Steering-Right

Vooruit-Rijden-Achteruit
 Vorw.-Fahren-Rueckw.
 Forward-Driving-Reverse

Vooruit-Rijden-Achteruit
 Vorw.-Fahren-Rueckw.
 Forward-Driving-Reverse

M	V	M	V
21.8		21.9	



Holland Lift International B.V.
 Anodeweg 1
 NL-1627 LJ Hoorn The Netherlands
 T/F +31 (0)229-285555 / 285550
 E service@hollandlift.com
 W www.hollandlift.com

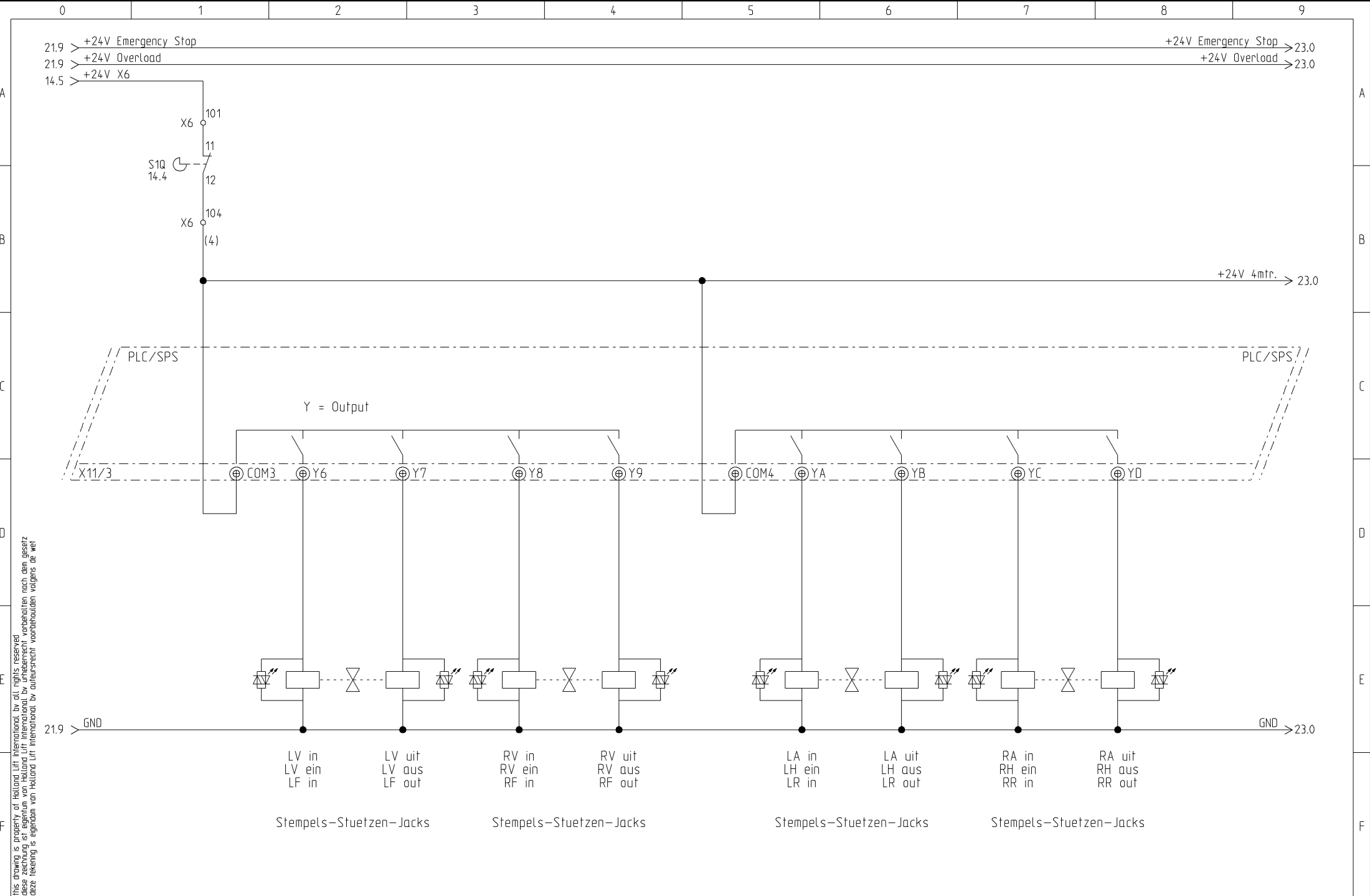
STROOMKRINGSCHEMA
 STROMLAUFPLAN
 CIRCUIT DIAGRAM

Projekt: EB-22-001
 Datum: 16.05.2017

Zeichnungsnummer:
 Anlage:
 Ort:

Rev.: B
 +

erstellt von:
 Rothenbusch
 Blatt:
 21



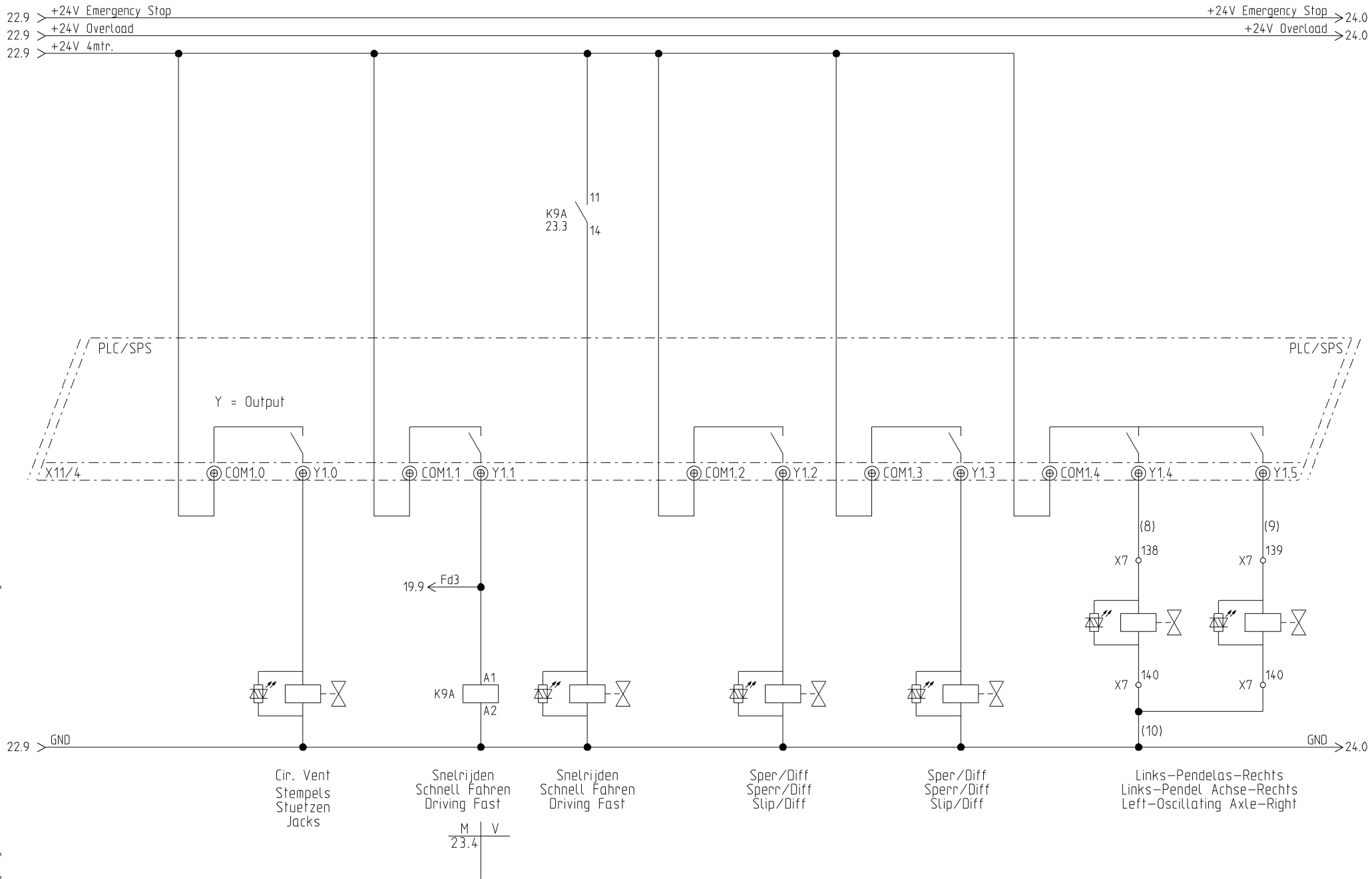
this drawing is property of Holland Lift International, by all rights reserved.
 deze tekening is eigendom van Holland Lift International, by all rights reserved.
 deze tekening is eigendom van Holland Lift International, by all rights reserved.



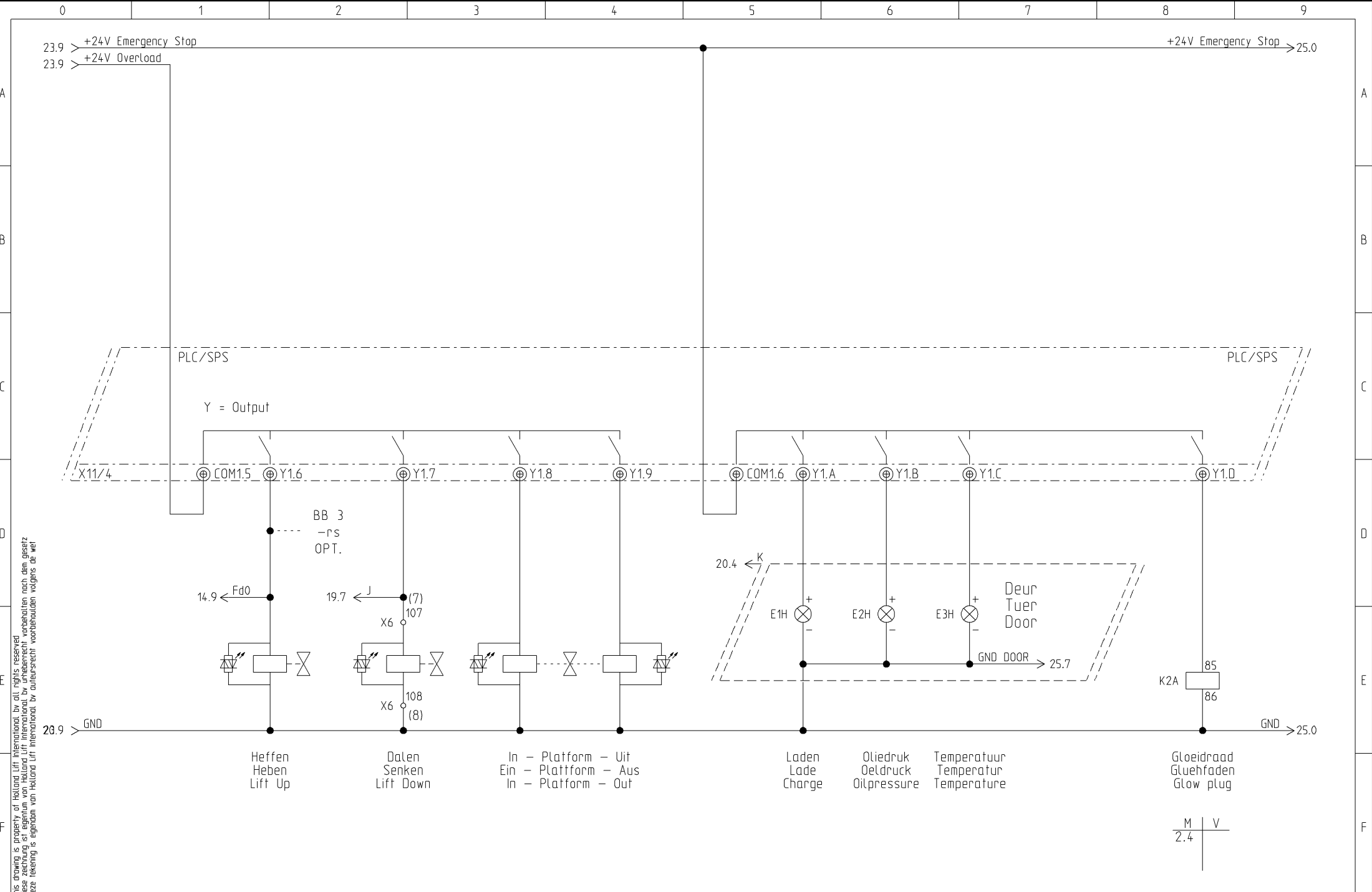
Holland Lift International B.V.
 Anodeweg 1
 NL-1627 LJ Hoorn The Netherlands
 T/F +31 (0)229-285555 / 285550
 E service@hollandlift.com
 W www.hollandlift.com

STROOMKRINGSHEMA
 STROMLAUFPLAN
 CIRCUIT DIAGRAM

Projekt: EB-22-001	Zeichnungsnummer:	Rev.: B	erstellt von: Rothenbusch
Datum: 16.05.2017	Anlage: =	Ort: +	Blatt: 22



this drawing is property of Holland Lift International, by all rights reserved.
 deze tekening is eigendom van Holland Lift International, by auteursrecht voorbehouden volgens de wet.
 deze tekening is eigendom van Holland Lift International, by auteursrecht voorbehouden volgens de wet.



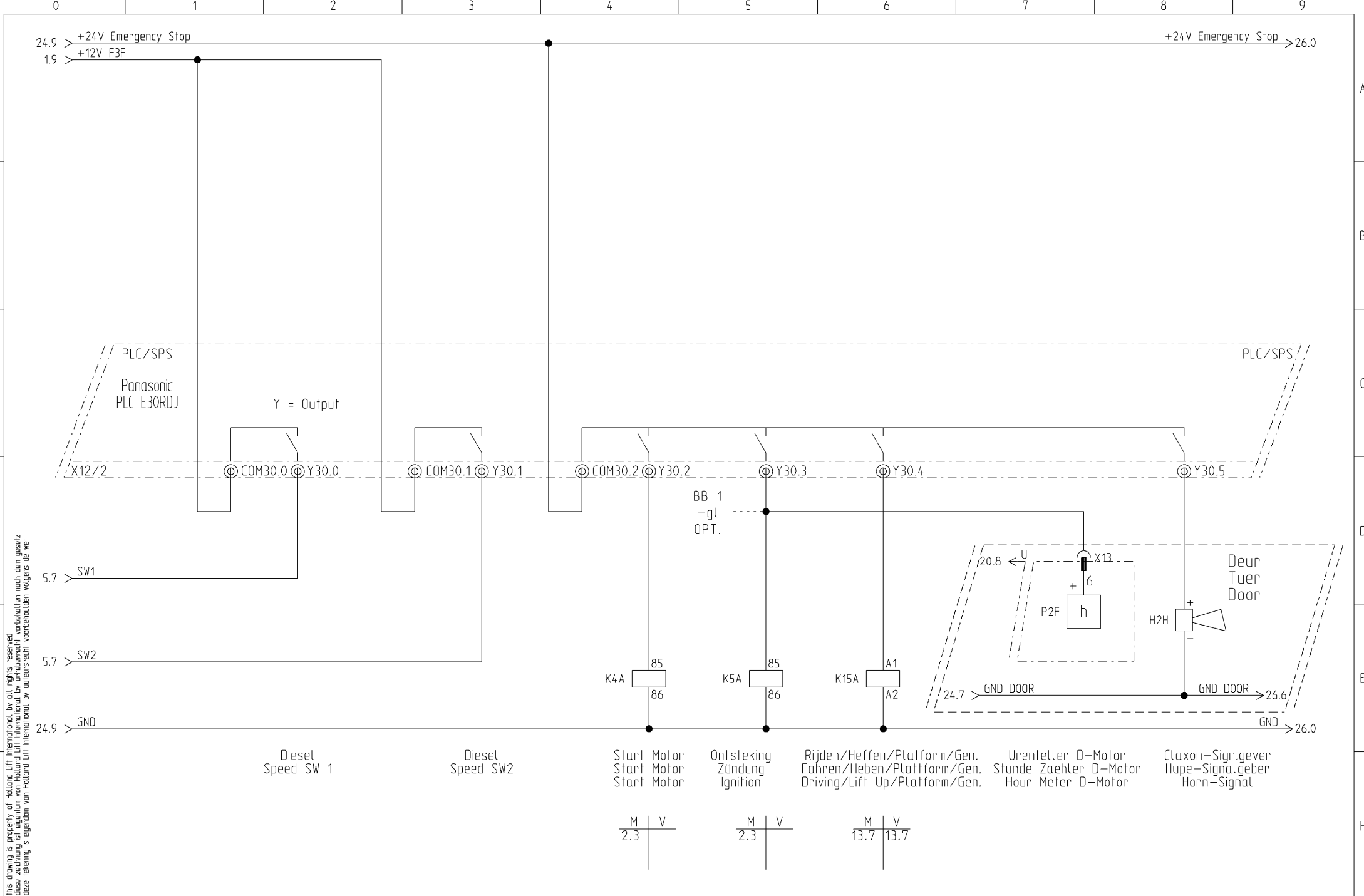
this drawing is property of Holland Lift International, by all rights reserved
 deze tekening is eigendom van Holland Lift International, by all rights reserved
 deze tekening is eigendom van Holland Lift International, by all rights reserved



Holland Lift International B.V.
 Anodeweg 1
 NL-1627 LJ Hoorn The Netherlands
 T/F +31 (0)229-285555 / 285550
 E service@hollandlift.com
 W www.hollandlift.com

STROOMKRINGSCHEMA
 STROMLAUFPLAN
 CIRCUIT DIAGRAM

Projekt:	EB-22-001	Zeichnungsnummer:	Rev.:	B	erstellt von:	Rothenbusch
Datum:	16.05.2017	Anlage:	Ort:	=	Blatt:	24



this drawing is property of Holland Lift International, by all rights reserved
 deze tekening is eigendom van Holland Lift International, by auteursrecht voorbehouden volgens de wet

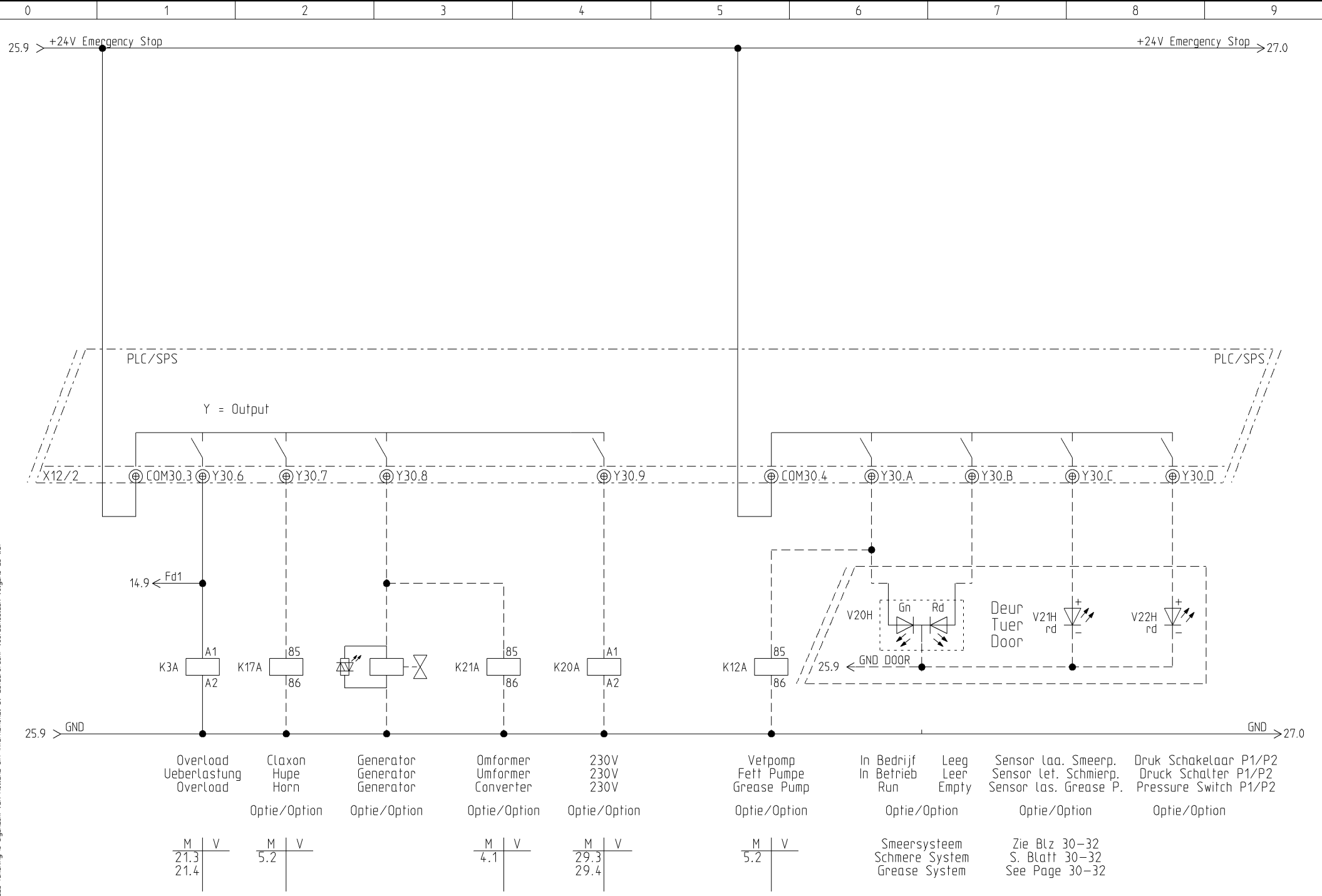


Holland Lift International B.V.
 Anodeweg 1
 NL-1627 LJ Hoorn The Netherlands
 T/F +31 (0)229-285555 / 285550
 E service@hollandlift.com
 W www.hollandlift.com

STROOMKRINGSCHEMA
 STROMLAUFPLAN
 CIRCUIT DIAGRAM

Projekt:	EB-22-001	Zeichnungsnummer:	Rev.:	B	erstellt von:	Rothenbusch	
Datum:	16.05.2017	Anlage:	=	Ort:	+	Blatt:	25

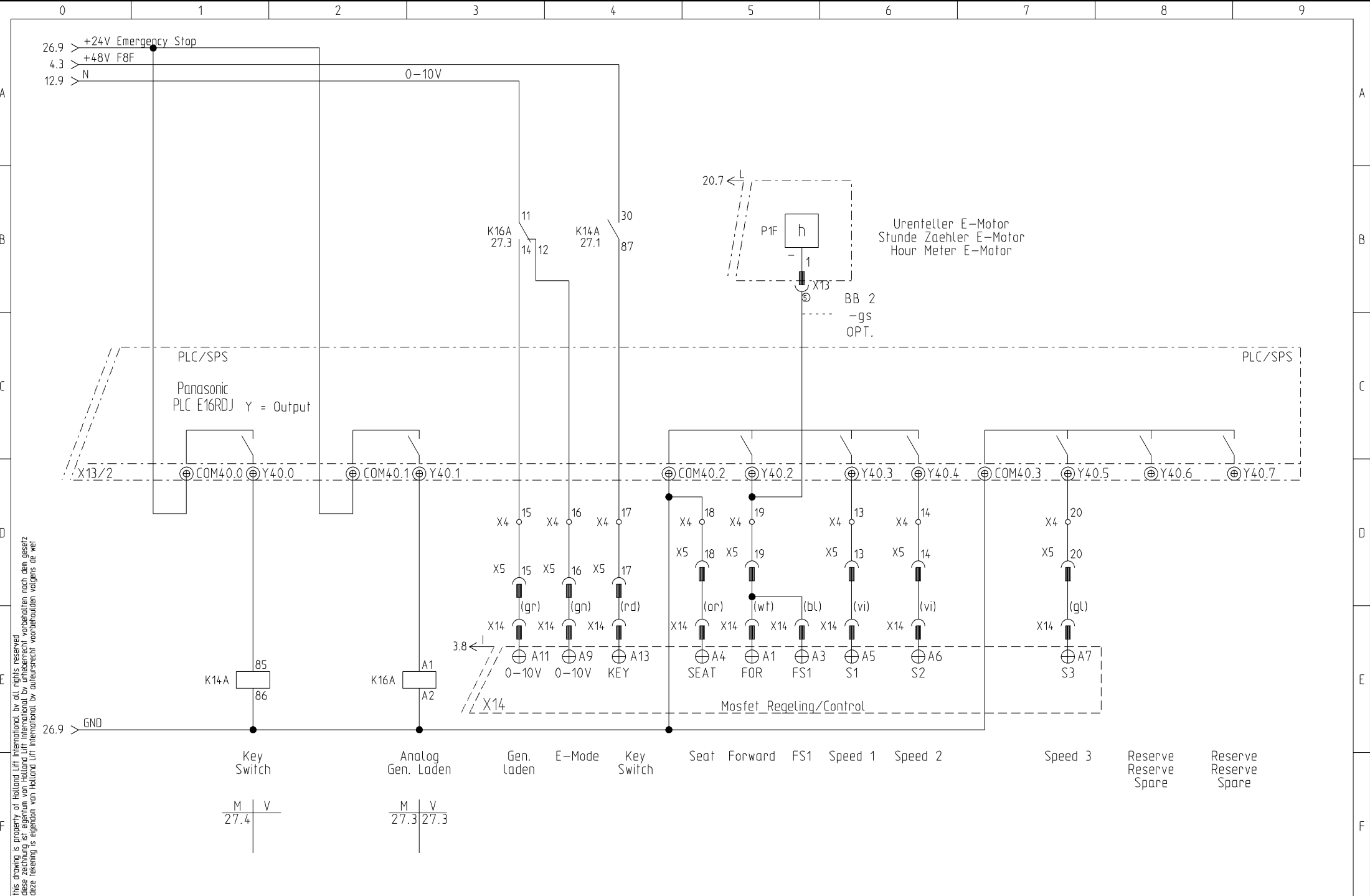
this drawing is property of Holland Lift International. By all rights reserved.
 deze tekening is eigendom van Holland Lift International. By alle rechten voorbehouden.
 deze tekening is eigendom van Holland Lift International. By auteursrecht voorbehouden volgens de wet.



Holland Lift International B.V.
 Anodeweg 1
 NL-1627 LJ Hoorn The Netherlands
 T/F +31 (0)229-285555 / 285550
 E service@hollandlift.com
 W www.hollandlift.com

STROOMKRINGSHEMA
 STROMLAUFPLAN
 CIRCUIT DIAGRAM

Projekt:	EB-22-001	Zeichnungsnummer:	Rev.:	B	erstellt von:	Rothenbusch
Datum:	16.05.2017	Anlage:	Ort:	=	Blatt:	26



this drawing is property of Holland Lift International, by all rights reserved
 deze tekening is eigendom van Holland Lift International, by all rights reserved
 deze tekening is eigendom van Holland Lift International, by all rights reserved



Holland Lift International B.V.
 Anodeweg 1
 NL-1627 LJ Hoorn The Netherlands
 T/F +31 (0)229-285555 / 285550
 E service@hollandlift.com
 W www.hollandlift.com

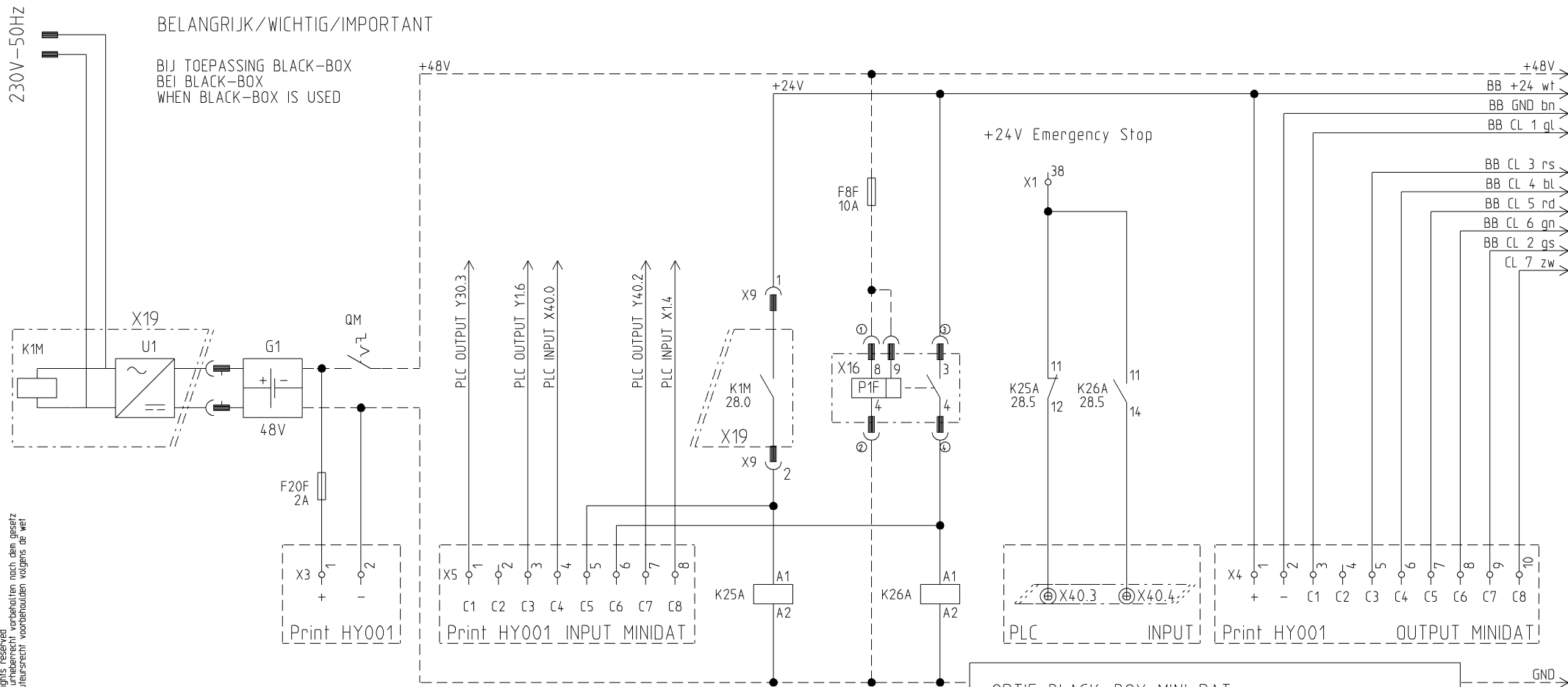
STROOMKRINGSHEMA
 STROMLAUFPLAN
 CIRCUIT DIAGRAM

Projekt:	EB-22-001	Zeichnungsnummer:	Rev.:	B	erstellt von:	Rothenbusch
Datum:	16.05.2017	Anlage:	Ort:	=	Blatt:	27

OPTIES OPTIONEN OPTIONS

BELANGRIJK / WICHTIG / IMPORTANT

BIJ TOEPASSING BLACK-BOX
BEI BLACK-BOX
WHEN BLACK-BOX IS USED



Accuconditiometer
Akkumeter
Battery Level indic.

OPTIE BLACK-BOX MINI DAT
OPTION BLACK-BOX MINI DAT
OPTION BLACK-BOX MINI DAT

BB-wt	+24V DC	+24V DC	+24V DC	+24V DC
BB-bn	GND	GND	GND	GND
BB-gl	CH1	DIESEL AAN	DIESEL EIN	DIESEL ON
BB-gs	CH2	E-MOTOR AAN	E-MOTOR EIN	E-MOTOR ON
BB-rs	CH3	HEFFEN	HEBEN	LIFT UP
BB-bl	CH4	DIESEL NOT	DIESEL NOT	DIESEL NOT
BB-rd	CH5	LAADTIJD	LADEZEIT	CHARGE TIME
BB-gn	CH6	ACCU LEEG	AKKU LEER	BATTERY EMPTY
BB-zw	CH7	TANK LEEG	TANK LEER	TANK EMPTY
BB-vi	CH8	RESERVE	RESERVE	RESERVE

this drawing is property of Holland Lift International, by all rights reserved
 deze tekening is eigendom van Holland Lift International, by all rights reserved
 deze tekening is eigendom van Holland Lift International, by all rights reserved

Acculader
Akkuladegeraet
Battery Charger



Holland Lift International B.V.
Anodeweg 1
NL-1627 LJ Hoorn The Netherlands
T/F +31 (0)229-285555 / 285550
E service@hollandlift.com
W www.hollandlift.com

OPTIES
OPTIONEN
OPTIONS

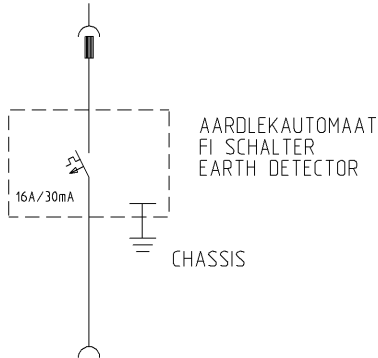
Projekt:	EB-22-001	Zeichnungsnummer:		Rev.:	B	erstellt von:	Rothenbusch
Datum:	16.05.2017	Anlage:	=	Ort:	+	Blatt:	28

OPTIES
OPTIONEN
OPTIONS

230V AANSLUITING PLATFORM
230V ANSCHLUSS PLATTFORM
230V SUPPLY PLATFORM

<230VPLF>

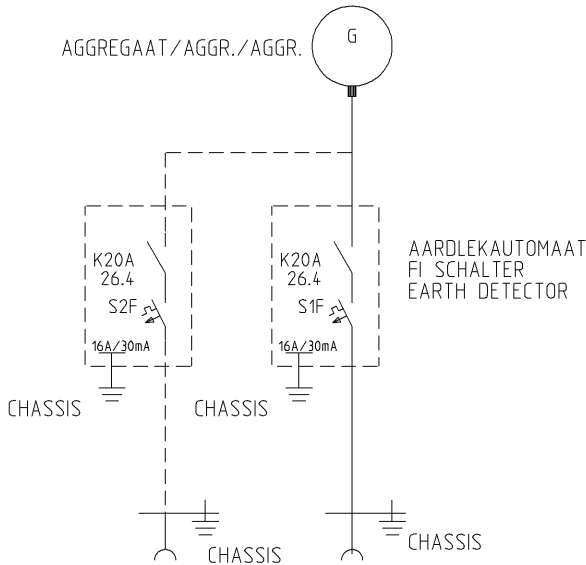
230V-50Hz/115V-50Hz



230V AANSLUITING PLATFORM
230V ANSCHLUSS PLATTFORM
230V SUPPLY PLATFORM

<230V-GEN>

230V-50Hz/115V-50Hz



this drawing is property of Holland Lift International, by all rights reserved
 diese zeichnung ist eigentum von Holland Lift International, by urheberrecht vorbehalten nach dem gesetz
 deze tekening is eigendom van Holland Lift International, by auteursrecht voorbehouden volgens de wet

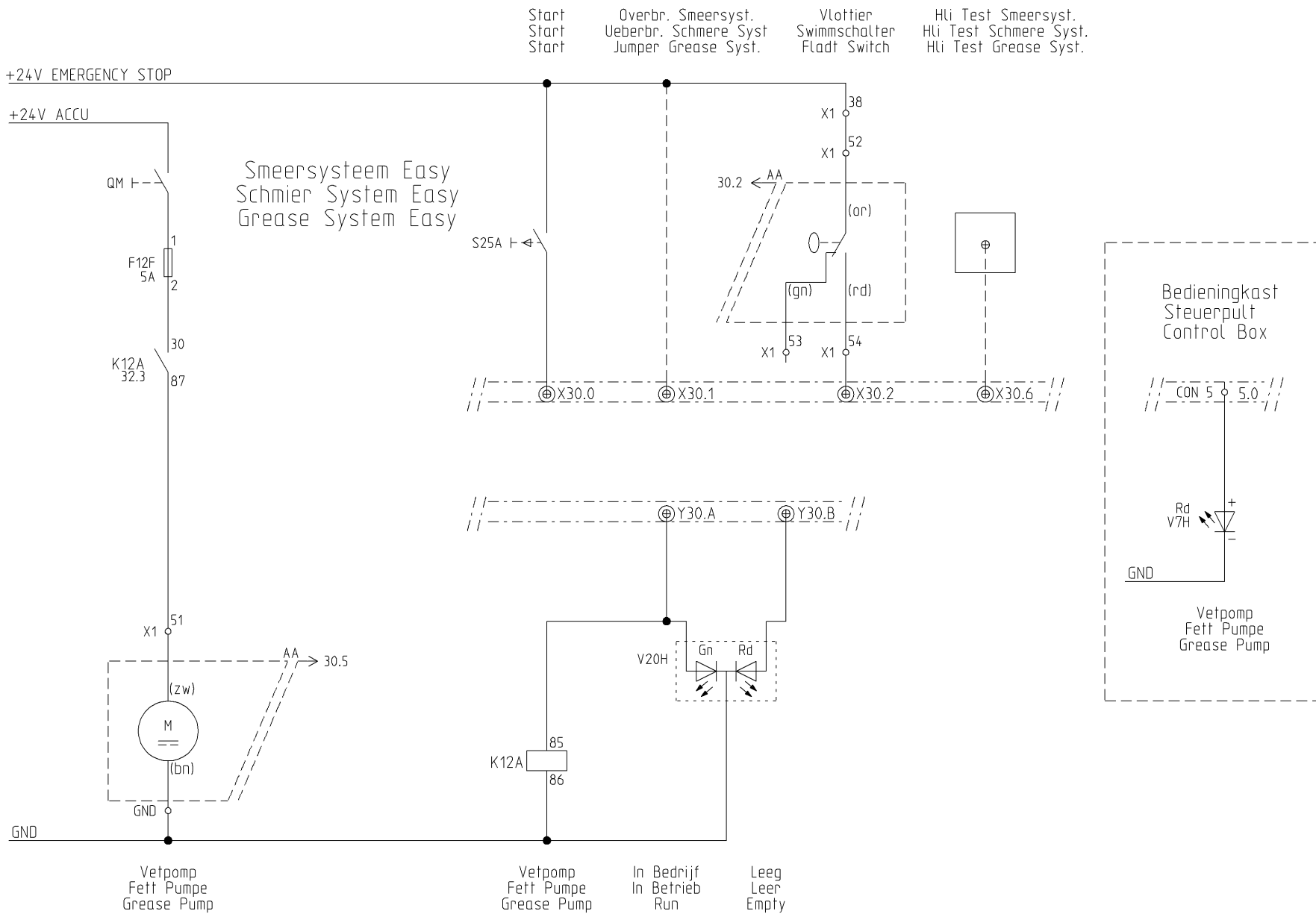


Holland Lift International B.V.
Anodeweg 1
NL-1627 LJ Hoorn The Netherlands
T/F +31 (0)229-285555 / 285550
E service@hollandlift.com
W www.hollandlift.com

OPTIES
OPTIONEN
OPTIONS

Projekt:	EB-22-001	Zeichnungsnummer:	Rev.:	B	erstellt von:	Rothenbusch	
Datum:	16.05.2017	Antage:	=	Ort:	+	Blatt:	29

OPTIES OPTIONEN OPTIONS



this drawing is property of Holland Lift International, by all rights reserved
 deze tekening is eigendom van Holland Lift International, by all rights reserved
 deze tekening is eigendom van Holland Lift International, by all rights reserved



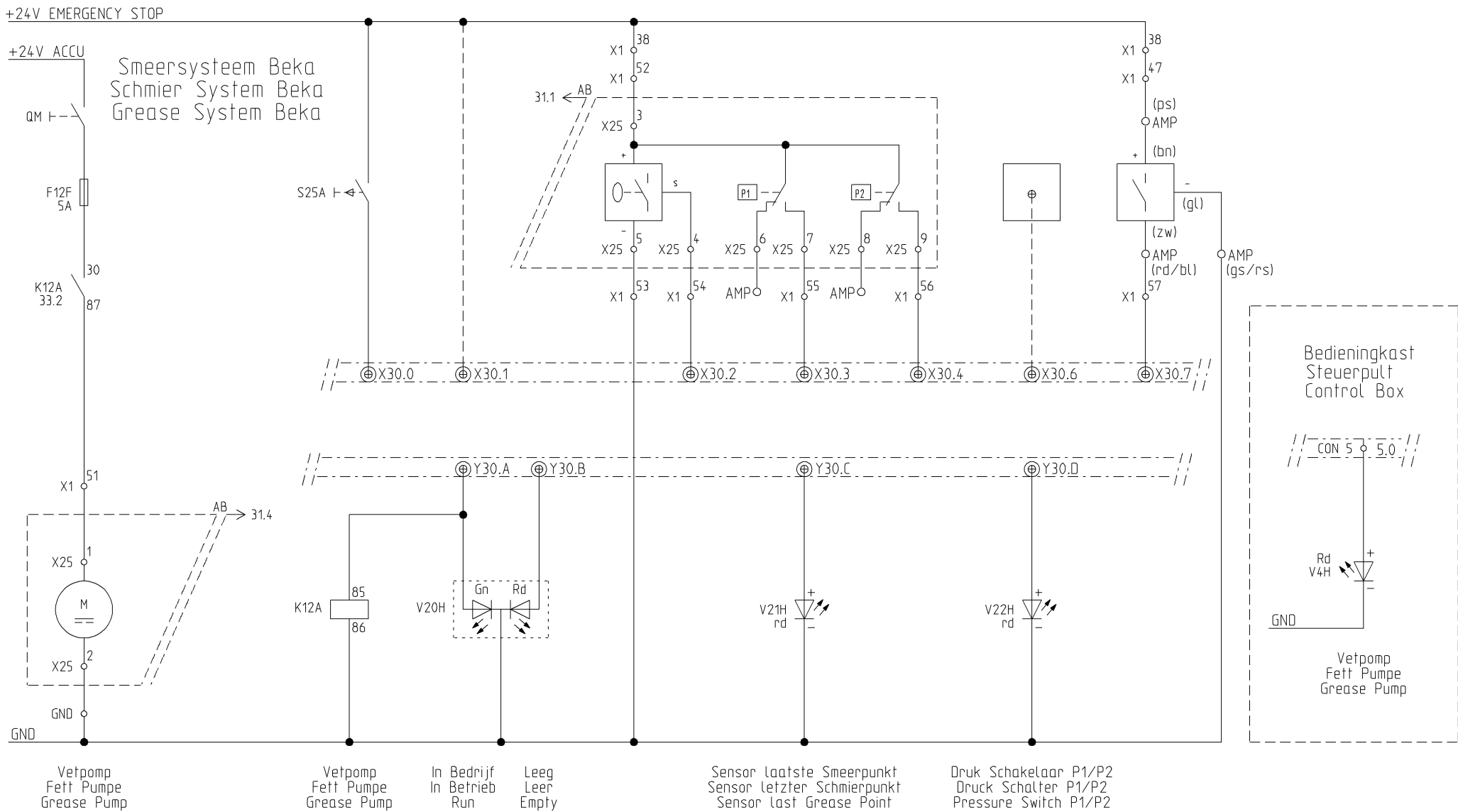
Holland Lift International B.V.
 Anodeweg 1
 NL-1627 LJ Hoorn The Netherlands
 T/F +31 (0)229-285555 / 285550
 E service@hollandlift.com
 W www.hollandlift.com

OPTIES
 OPTIONEN
 OPTIONS

Projekt:	EB-22-001	Rev.:	B
Datum:	16.05.2017	erstellt von:	Rothenbusch
Zeichnungsnummer:		Blatt:	30
Anlage:	=	Ort:	+

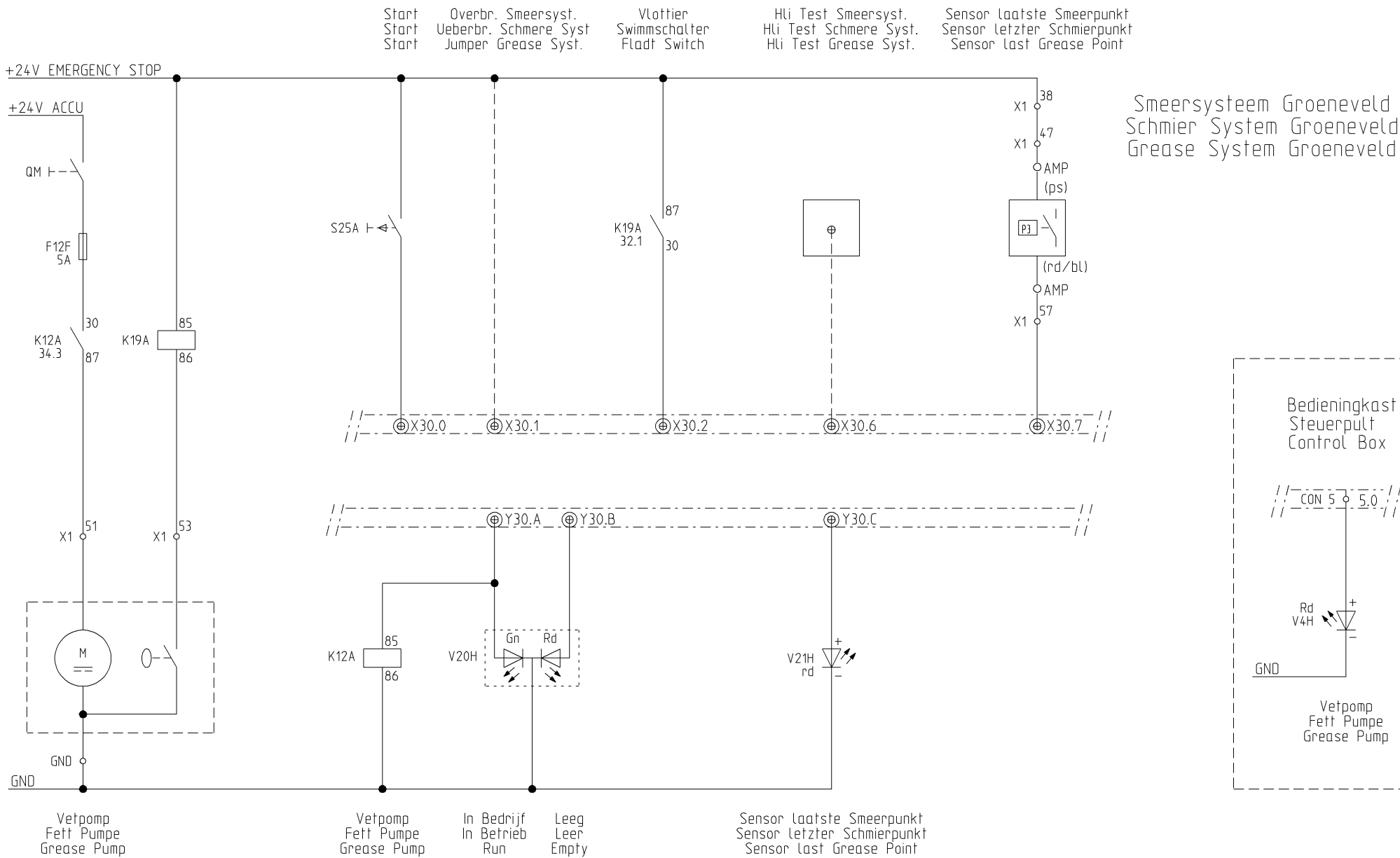
OPTIES OPTIONEN OPTIONS

Start Overbr. Smeersyst. Vlottier Onderwagen P1 Schaar P2 Hli Test Smeersyst. Sensor laatste Smeerpunt
 Start Ueberbr. Schmere Syst. Swimmerschalter Chassis P1 Schere P2 Hli Test Schmere Syst. Sensor letzter Schmierpunkt
 Start Jumper Grease Syst. Fladt Switch Chassis P1 Scissor P2 Hli Test Grease Syst. Sensor Last Grease Point



this drawing is property of Holland Lift International, by all rights reserved
 deze tekening is eigendom van Holland Lift International, by all rights reserved
 deze tekening is eigendom van Holland Lift International, by all rights reserved

OPTIES OPTIONEN OPTIONS

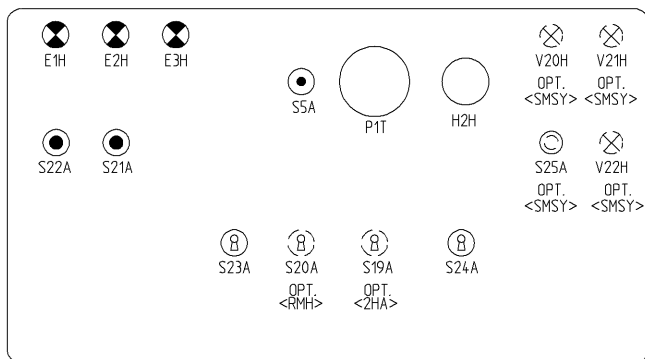


this drawing is property of Holland Lift International, by all rights reserved
 deze tekening is eigendom van Holland Lift International, by auteursrecht voorbehouden volgens de wet

KLEMMENKAST

KLEMMENKASTEN

CONNECTION BOX



OPT.
<SMSY>

OPT.
<KOE>

OPT.
<PLF>

54			54
53	57	57	53
52	56	56	52
51	55	55	51
	F12F	5A/7.5A	

49	50	50	49
	F10F	10A	

44	48	48	44
43	47	47	43
42	46	46	42
41	45	45	41

40	40	40	40
39	39	39	39
38	38	38	38
38	38	38	38
38	38	38	38
37	37	37	37
33	36	36	33
32	35	35	32
31	34	34	31

X1

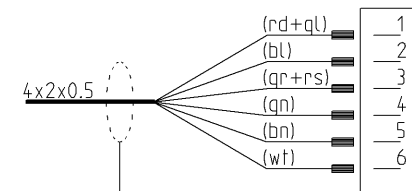
	F8F	10A	
	F7F	5A	
	F6F	5A	
	F5F	5A	
	F4F	20A	
	F3F	10A	
	F2F	20A	
12	24	24	12
11	23	23	11
10	22	22	10
9	21	21	9
8	20	20	8
7	19	19	7
6	18	18	6
5	17	17	5
4	16	16	4
3	15	15	3
2	14	14	2
1	13	13	1

X4

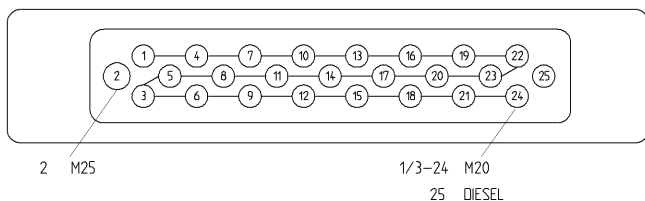
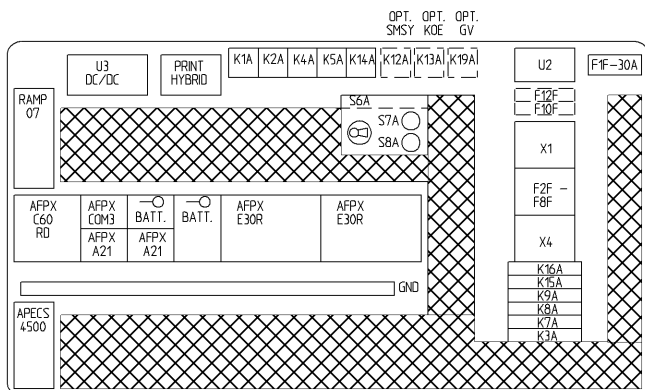
	27	27	
	26	26	
	25	25	

Colour schedule			
Colour	Dutch	English	Deutsch
Rd	Rood	Red	Rot
Bl	Blauw	Blue	Blau
Gt	Geel	Yellow	Gelb
Gr	Groen	Green	Grün
Zw	Zwart	Black	Schwarz
Wt	Wit	White	Weiss
Bn	Bruin	Brown	Braun
Rs	Roze	Pink	Rosa
Or	Oranje	Orange	Orange
Ps	Paars	Violet	Violett
Tp	Transp.	Transp.	Transp.
Gs	Grijs	Grey	Grau

AANSluiting OP PLATFORM
ANSchluss AUf PLATTFORM
CONNECTION ON PLATFORM



Afscherming niet aansluiten
(afstapen)



this drawing is property of Holland Lift International, by all rights reserved
 deze tekening is eigendom van Holland Lift International, by all rights reserved
 deze tekening is eigendom van Holland Lift International, by all rights reserved

KLEMMENKAST
KLEMMENKASTEN
CONNECTION BOX

WARTEL KABELINF. GLAND NR.	KLEM KLEMMEN TERMINAL NR	FUNKTIE	FUNKTION	FUNCTION
1.1	φ 25	+12V Diesel	+12V Diesel	+12V Diesel
1.2	GND	GND Diesel	GND Diesel	GND Diesel
2	DIV/VAR	Lasdoos voor X6	Verteilerdose vorn X6	Connect. Box front X6
3.1	φ 38-GND-X7	Scheefstand	Neigung	Inclination
3.2	DIV/VAR	Auto Niv.	Auto Niv.	Auto Niv.
4.1	φ 38-GND-X8	Scheefstand Opt.	Neigung Opt.	Inclination Opt.
4.2	DIV/VAR	Koeler	Kuehler	Cooler
5.1	YA-GND	Stempels LA in	Stuetzen LH ein	Jacks LR in
5.2	YB-GND	Stempels LA uit	Stuetzen LH aus	Jacks LR out
6.1	YC-GND	Stempels RA in	Stuetzen RH ein	Jacks RR in
6.2	YD-GND	Stempels RA uit	Stuetzen RH aus	Jacks RR out
7.1	Y6-GND	Stempels LV in	Stuetzen LV ein	Jacks LF in
7.2	Y7-GND	Stempels LV uit	Stuetzen LV aus	Jacks LF out
8.1	Y8-GND	Stempels RV in	Stuetzen RV ein	Jacks RF in
8.2	Y9-GND	Stempels RV uit	Stuetzen RV aus	Jacks RF out
9.1	DIV/VAR	Accumeter	Akkumeter	Batterymeter
9.2	φ 38-X40.3	Acculader	Akkuladegeraet	Battery Charger
10	DIV/VAR	Lasdoos achter X7	Verteilerdose hinten X7	Connect. Box rear X7
11.1	Y1.2-GND	Sper/Diff. Ventiel	Sperr/Diff. Ventil	Slip/Diff. Valve
11.2	Y1.3-GND	Sper/Diff. Ventiel	Sperr/Diff. Ventil	Slip/Diff. Valve
12.1	K9A:14-GND	Snelrijden	Schnell Fahren	Driving Fast
12.2	Y1-GND	Cir. Vent Ri.-St.	Cir. Vent. Fa.-St.	Cir. Valve Dr.-Ja.
13.1	K7A:14-GND	Rijden Vooruit	Fahren Vorwaerts	Driving Forward
13.2	K8A:14-GND	Rijden Achteruit	Fahren Rueckwaerts	Driving Reverse
14.1	Y1.6-GND	Heffen	Heben	Lift Up
14.2	Y1.0-GND	Cir. Ventiel Stempels	Cir. Ventil Stuetzen	Cir. Valve Jacks

WARTEL KABELINF. GLAND NR.	KLEM KLEMMEN TERMINAL NR	FUNKTIE	FUNKTION	FUNCTION
15.1	Y2-GND	Sturen Links Voor	Lenken Links Vorn	Steering Left Front
15.2	Y3-GND	Sturen Rechts Voor	Lenken Rechts Vorn	Steering Right Front
16.1	Y1.8-GND	Platform in	Plattform ein	Platform in
16.2	Y1.9-GND	Platform uit	Plattform aus	Platform out
17.1	Y30.9-GND	Relais Aggregaat Opt.	Relais Aggr. Opt.	Relais Aggr. Opt.
17.2	φ 39-X1.4	Tank leeg	Tank leer	Tank empty
18	DIV/VAR	WCD Onderwagen 6PM	WCD Unterwagen 6PM	Socket Below 6PM
19.1	Y30.8-GND	Hydr. Aggregaat Opt.	Hydr. Aggr. Opt.	Hydr. Aggr. Opt.
19.2	DIV/VAR	RPM Teller Gen. Opt.	RPM Zaehler Gen. Opt.	RPM Meter Gen. Opt.
20.1	DIV/VAR	Smeersytem Opt.	Schmiere System Opt.	Grease System Opt.
20.2	DIV/VAR	Black-Box Opt.	Black-Box Opt.	Black-Box Opt.
21	φ 39-X1.6	Temp. Hd. Olie	Temp. Hd. Oel	Temp. Hd. Oil
22.1	Y30.7-GND	Zwailamp Opt.	Blitzleuchte Opt.	Flashlight Opt.
22.2	Y30.7-GND	Zwailamp Opt.	Blitzleuchte Opt.	Flashlight Opt.
23.1	φ 27	+48V Electric	+48V Elektro	+48V Electric
23.2	GND	GND Electric	GND Elektro	GND Electric
24	Res./Spare	Reserve	Reserve	Spare
25	DIV/VAR	Diesel X5	Diesel X5	Diesel X5

this drawing is property of Holland Lift International, by all rights reserved
 diese zeichnung ist eigentum von Holland Lift International, by alle rechte vorbehalten
 deze tekening is eigendom van Holland Lift International, by auteursrecht voorbehouden volgens de wet

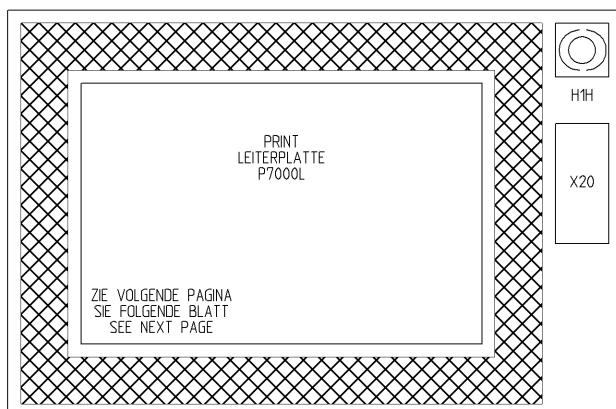
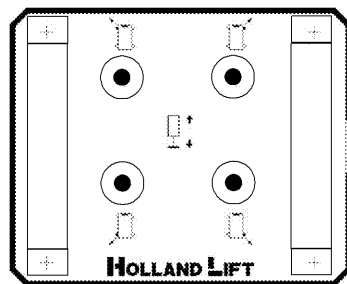
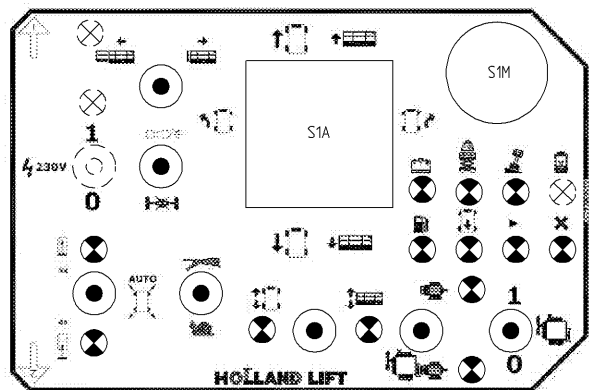
HOLLAND LIFT

Holland Lift International B.V.
Anodeweg 1
NL-1627 LJ Hoorn The Netherlands
T/F +31 (0)229-285555 / 285550
E service@hollandlift.com
W www.hollandlift.com

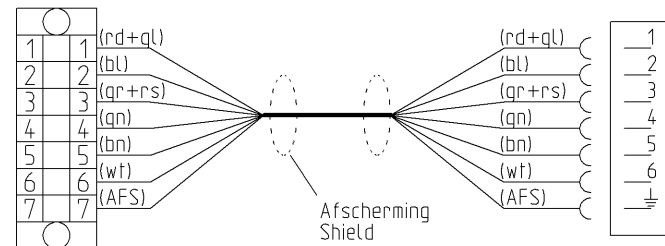
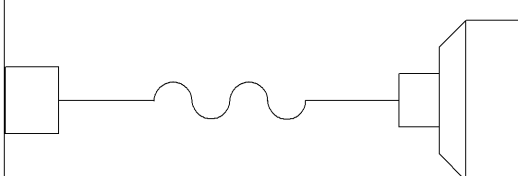
KASTEN/BEKABELIN
KASTEN/KABEL
BOXES/CABLES

Projekt:	EB-22-001	Zeichnungsnummer:	Rev.:	B	erstellt von:	Rothenbusch
Datum:	16.05.2017	Anlage:	Ort:	=	Blatt:	34

BEDIENINGSKAST STEUERPULT CONTROL BOX



Colour schedule			
Colour	Dutch	English	Deutsch
Rd	Rood	Red	Rot
Bl	Blauw	Blue	Blau
Gt	Geel	Yellow	Gelb
Gn	Groen	Green	Gruen
Zw	Zwart	Black	Schwarz
Wt	Wit	White	Weiss
Bn	Bruin	Brown	Braun
Rs	Roze	Pink	Rosa
Or	Oranje	Orange	Orange
Ps	Poars	Violet	Violett
Tp	Transp.	Transp.	Transp.
Gs	Grijs	Grey	Grau



this drawing is property of Holland Lift International, by all rights reserved
 deze tekening is eigendom van Holland Lift International, by auteursrecht voorbehouden volgens de wet
 deze tekening is eigendom van Holland Lift International, by auteursrecht voorbehouden volgens de wet



Holland Lift International B.V.
 Anodeweg 1
 NL-1627 LJ Hoorn The Netherlands
 T/F +31 (0)229-285555 / 285550
 E service@hollandlift.com
 W www.hollandlift.com

KASTEN/BEKABELING
 KASTEN/KABEL
 BOXES/CABLES

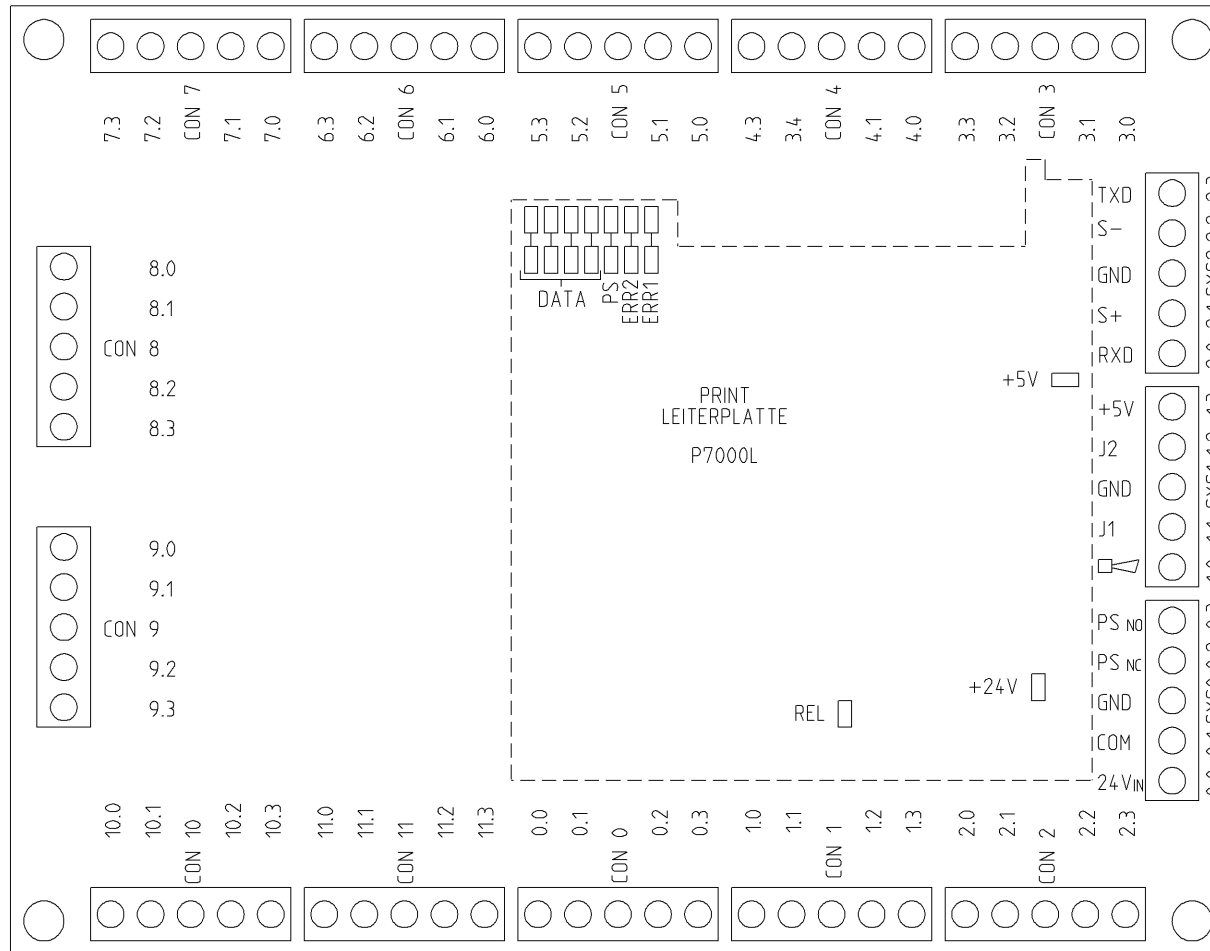
Projekt: EB-22-001
 Datum: 16.05.2017

Zeichnungsnummer:
 Anlage: =

Rev.: B
 Ort: +

erstellt von: Rothenbusch
 Blatt: 36

PRINTPLAAT
LEITERPLATTE
CIRCUIT BOARD



+24V	<input type="checkbox"/>	Groen/Gruen/Green	Voeding Ok	Speisung Ok	Supply Ok
+5V	<input type="checkbox"/>	Groen/Gruen/Green	Voeding Ok	Speisung Ok	Supply Ok
REL	<input type="checkbox"/>	Groen/Gruen/Green	Power Safe aan	Power Safe an	Power Safe on
PS	<input type="checkbox"/>	Geel/Gelb/Yellow	Power Safe uit	Power Safe aus	Power Safe off
Err1	<input type="checkbox"/>	Geel/Gelb/Yellow	Slechte Data Verbinding	Schlechte Data Verbindung	Poor Data Connection
Err2	<input type="checkbox"/>	Rood/Rot/Red	Geen Data Verbinding	Keine Data Verbindung	No Data Connection

this drawing is property of Holland Lift International, by all rights reserved.
 diese zeichnung ist eigentum von Holland Lift International, by urheberrecht vorbehalten nach dem gesetz.
 deze tekening is eigendom van Holland Lift International, by auteursrecht voorbehouden volgens de wet.

HOLLAND LIFT

Holland Lift International B.V.
 Anodeweg 1
 NL-1627 LJ Hoorn The Netherlands
 T/F +31 (0)229-285555 / 285550
 E service@hollandlift.com
 W www.hollandlift.com

PRINTPLAAT
LEITERPLATTE
CIRCUIT BOARD

Projekt:
EB-22-001

Zeichnungsnummer:

Rev.:

erstellt von:
Rothenbusch

Datum:
16.05.2017

Anlage:

Ort:

Blatt:
37

this drawing is property of Holland Lift International, by all rights reserved.
 deze tekening is eigendom van Holland Lift International, by auteursrecht voorbehouden volgens de wet.
 deze tekening is eigendom van Holland Lift International, by auteursrecht voorbehouden volgens de wet.

0.0	Joystick Op (S1A2)	Fahren Joy. Auf (S1A2)	Joystick On (S1A2)
0.1	Joystick Neer (S1A3)	Fahren Joy. Nied. (S1A3)	Joystick Down (S1A3)
CON 0			
0.2	Sturen Links (S1A4)	Lenken Links (S1A4)	Steering Left (S1A4)
0.3	Sturen Rechts (S1A5)	Lenken Rechts (S1A5)	Steering Right (S1A5)

1.0	Claxon (S2A3)	Hupe (S2A3)	Horn (S2A3)
1.1	Sper/Diff. (S2A1)	Sperr/Diff. (S2A1)	Slip/Diff. (S2A1)
CON 1			
1.2	Heffen/Dalen (S3A1)	Heben/Senken (S3A1)	Lift Up/Down (S3A1)
1.3	Rijden/Sturen (S3A3)	Fahren/Lenken (S3A3)	Driving/Steering (S3A3)

2.0	Snel Rijden (S4A)	Schnell Fahren (S4A)	Driving Fast (S4A)
2.1	Platform in (S10A3)	Plattform ein (S10A3)	Platform in (S10A3)
CON 2			
2.2	Platform uit (S10A1)	Plattform aus (S10A1)	Platform out (S10A1)
2.3	Dodemansknop (S1A1)	Totmanskноп (S1A1)	Dead Man (S1A1)

0.0	Voeding +24V (S1M)	Speisung +24V (S1M)	Supply +24V (S1M)
0.1	Voeding +24V (S1M)	Speisung +24V (S1M)	Supply +24V (S1M)
SYS0 GND	GND	GND	GND
0.2	Reserve	Reserve	Spare
0.3	Voeding +24V (PS)	Speisung +24V (PS)	Supply +24V (PS)

1.0	+ Zoemer (H1H)	+ Summer (H1H)	+ Buzzer (H1H)
1.1	0-5V Joystick P1	0-5V Joystick P1	0-5V Joystick P1
SYS1 GND	- Zoemer (H1H)	- Summer (H1H)	- Buzzer (H1H)
1.2	Reserve (0-5V)	Reserve (0-5V)	Spare (0-5V)
1.3	Voeding +5V Joy. (P1)	Speisung +5V Joy. (P1)	Supply +5V Joy. (P1)

2.0	Data RXD	Data RXD	Data RXD
2.1	Data S+ (RS485)	Data S+ (RS485)	Data S+ (RS485)
SYS2 GND	Reserve	Reserve	Spare
2.2	Data S- (RS485)	Data S- (RS485)	Data S- (RS485)
2.3	Data TXD	Data TXD	Data TXD

3.0	Hybrid Mode (S26A1)	Hybrid Mode (S26A1)	Hybrid Mode (S26A1)
3.1	Electric Mode (S26A3)	Elektro Mode (S26A3)	Electric Mode (S26A3)
CON 3			
3.2	4x Stempels in (S12A1)	4x Stuetzen ein (S12A1)	4x Jacks in (S12A1)
3.3	4x uit Au. Niv. (S12A3)	4x aus Au. Niv. (S12A3)	4x out Au. Niv.(S12A3)

4.0	Reserve	Reserve	Spare
4.1	Gen. aan Opt. (V6H)	Gen. an Opt. (V6H)	Gen. on Opt. (V6H)
CON 4			
4.2	Scheefstand gn (V2H)	Neigung gn (V2H)	Inclination gn (V2H)
4.3	Scheefstand rd (V2H)	Neigung rd (V2H)	Inclination rd (V2H)

5.0	Vetpomp Opt. (V7H)	Fett Pumpe Opt. (V7H)	Grease Pu. Opt. (V7H)
5.1	Overload (V1H)	Ueberlastung (V1H)	Overload (V1H)
CON 5			
5.2	Plat. in Opt. (V17H)	Plat. ein Opt. (V17H)	Plat. in Opt. (V17H)
5.3	Tank leeg (V8H)	Tank leer (V8H)	Tank empty (V8H)

6.0	Start Motor (S11A3)	Start Motor (S11A3)	Start Engine (S11A3)
6.1	Stop Motor (S11A1)	Halte Motor (S11A1)	Stop Engine (S11A1)
CON 6			
6.2	Gen. aan Opt. (S18A3)	Gen. an Opt. (S18A3)	Gen. on Opt. (S18A3)
6.3	Gen. uit Opt. (S18A1)	Gen. aus Opt. (S18A1)	Gen. off Opt. (S18A1)

7.0	Stempels LA in (S15A1)	Stuetzen LH ein (S15A1)	Jacks LR in (S15A1)
7.1	Stemp. LA uit (S15A3)	Stuetzen LH aus (S15A3)	Jacks LR out (S15A3)
CON 7			
7.2	Stempels RA in (S16A1)	Stuetzen RH ein (S16A1)	Jacks RR in (S16A1)
7.3	Stemp. RA uit (S16A3)	Stuetzen RH aus (S16A3)	Jacks RR out (S16A3)

8.0	Stempels LV in (S13A1)	Stuetzen LV ein (S13A1)	Jacks LF in (S13A1)
8.1	Stemp. LV uit (S13A3)	Stuetzen LV aus (S13A3)	Jacks LF out (S13A3)
CON 8			
8.2	Stempels RV in (S14A1)	Stuetzen RV ein (S14A1)	Jacks RF in (S14A1)
8.3	Stemp. RV uit (S14A3)	Stuetzen RV aus (S14A3)	Jacks RF out (S14A3)

9.0	Pendelas Hor. (V4H)	Pendel Achse Hor. (V4H)	Os. Axle Hor. (V4H)
9.1	Stempels in (V11H)	Stuetzen ein (V11H)	Jacks in (V11H)
CON 9			
9.2	Stempels uit (V5H)	Stuetzen aus (V5H)	Jacks out (V5H)
9.3	Auto Niv. (V9H)	Auto Niv. (V9H)	Auto Niv. (V9H)

10.0	In Bedrijf (V10H)	In Betrieb (V10H)	Run (V10H)
10.1	Storing Dieselm. (V3H)	Stoerung Dieselm. (V3H)	Failure Dieselm. (V3H)
CON 10			
10.2	Accu geladen (V16H)	Akku geladen (V16H)	Battery loaded (V16H)
10.3	Accu leeg (V16H)	Akku leer (V16H)	Battery empty (V16H)

11.0	Rijden/Sturen (V12H)	Fahren/Lenken (V12H)	Driving/Steering (V12H)
11.1	Heffen/Dalen (V13H)	Heben/Senken (V13H)	Lift Up/Down (V13H)
CON 11			
11.2	Hybrid Mode (V14H)	Hybrid Mode (V14H)	Hybrid Mode (V14H)
11.3	Electric Mode (V15H)	Elektro Mode (V15H)	Electric Mode (V15H)



Holland Lift International B.V.
 Anodeweg 1
 NL-1627 LJ Hoorn The Netherlands
 T/F +31 (0)229-285555 / 285550
 E service@hollandlift.com
 W www.hollandlift.com

PRINTPLAAT
 LEITERPLATTE
 CIRCUIT BOARD

Projekt:	EB-22-001	Zeichnungsnummer:	Rev.:	B	erstellt von:	Rothenbusch	
Datum:	16.05.2017	Antage:	=	Ort:	+	Blatt:	38