

AANSLUITKLEM KLEMMENKAST ⌀ ANSCHLUSSKLEMME KLEMMKASTEN TERMINAL CONNECTION BOX AANSLUITKLEM BEDIENINGSKAST ⌀ ANSCHLUSSKLEMME STEUERPULT TERMINAL CONTROL BOX	AANSLUITKLEM TRANSISTOR ⊕ ANSCHLUSSKLEMME TRANSISTOR TERMINAL TRANSISTOR AANSLUITKLEM PLC ⊕ ANSCHLUSSKLEMME SPS TERMINAL PLC	AANSLUITKLEM PLC-SLAVE ⌀ ANSCHLUSSKLEMME SPS-SLAVE TERMINAL PLC-SLAVE
---	---	---

TYPE		OMSCHRIJVING UMSCHREIBUNG DESCRIPTION	PLC PROG: SPS PROG: PLC PROG:
HL7810 / HL7814		ECOSTAR	ECO_02A_POTHOLE
HL9710 / HL9714		ECOSTAR	ECO_02A_POTHOLE
REV.	DATUM DATUM DATE	OPMERKING BEMERKUNG REMARK	
-	04-11-10	DIV. AANPASSINGEN	

this drawing is property of Holland Lift International, by all rights reserved
 diese zeichnung ist eigentum von Holland Lift International, by urheberrecht vorbehalten nach dem gesetz
 deze tekening is eigendom van Holland Lift International, by auteursrecht voorbehouden volgens de wet



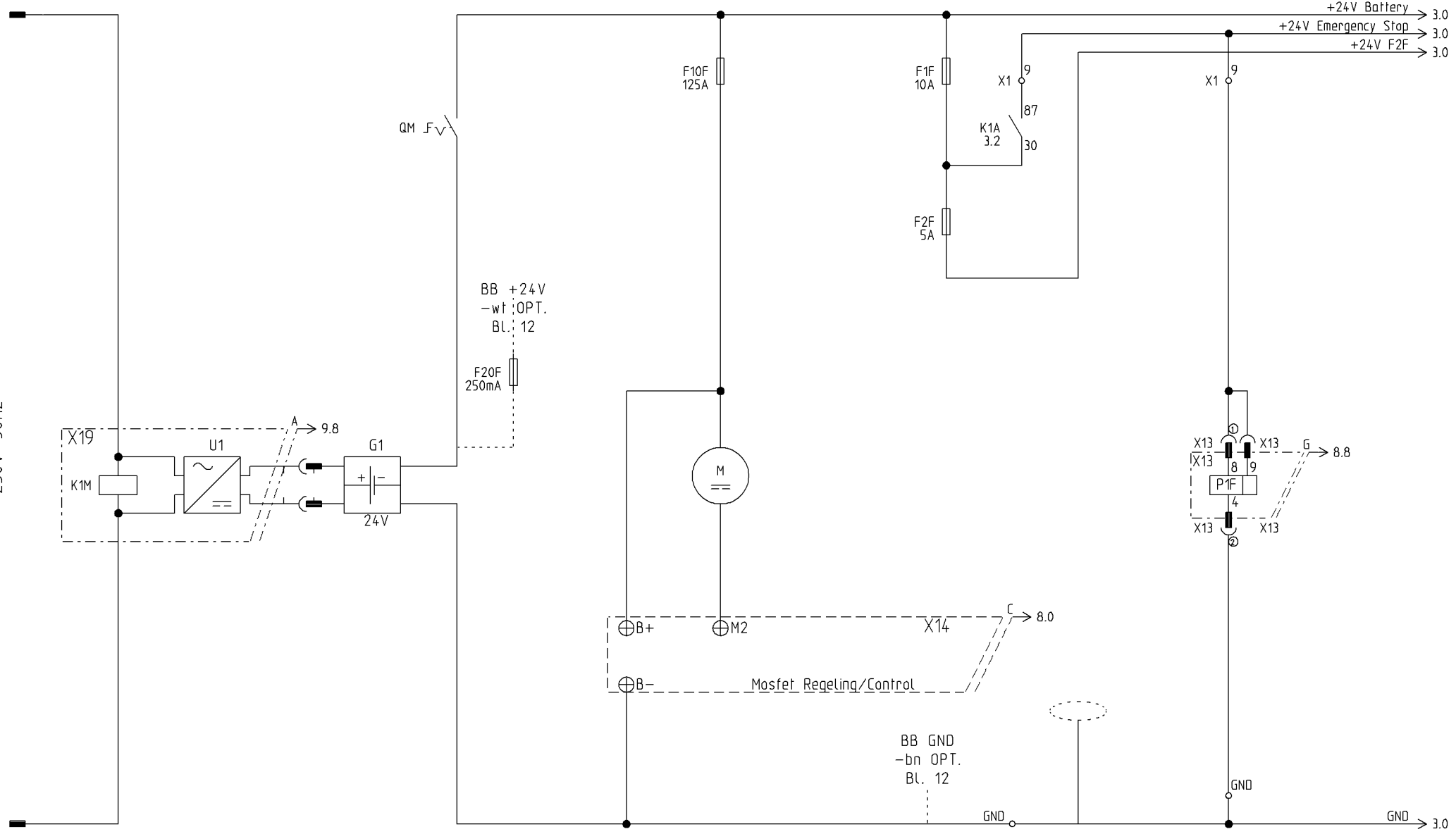
Holland Lift International B.V.
 Anodeweg 1
 NL-1627 LJ Hoorn The Netherlands
 T/F +31 (0)229-285555 / 285550
 E service@hollandlift.com
 W www.hollandlift.com

INDEX BLAD
 INDEX BLATT
 INDEX SHEET

Projekt:	EE-20-001	Zeichnungsnummer:	Rev.:	04.11.2010	erstellt von:	Rothenbusch	
Datum:	04.11.2010	Anlage:	=	Ort:	+	Blatt:	1

This drawing is property of Holland Lift International. All rights reserved.
 deze tekening is eigendom van Holland Lift International. Alle rechten voorbehouden.
 deze tekening is eigendom van Holland Lift International. Alle rechten voorbehouden volgens de wet

230V - 50Hz



Acculader
Akkuladegeraet
Battery Charger

M	V
9.9	9.9

Hofdschaklar
Hauptschalter
Maan Switch

EL.Hydr.Pompen 5.5/3.2cc
EL.Hydr.Pumpen 5.5/3.2cc
EL.Hydr.Pumps 5.5/3.2cc

Afscherm. Kabel
Abschirm. Kabel
Cable Screen

Accuconditiometer
Akkumeter
Battery Level indic.

M	V
8.9	

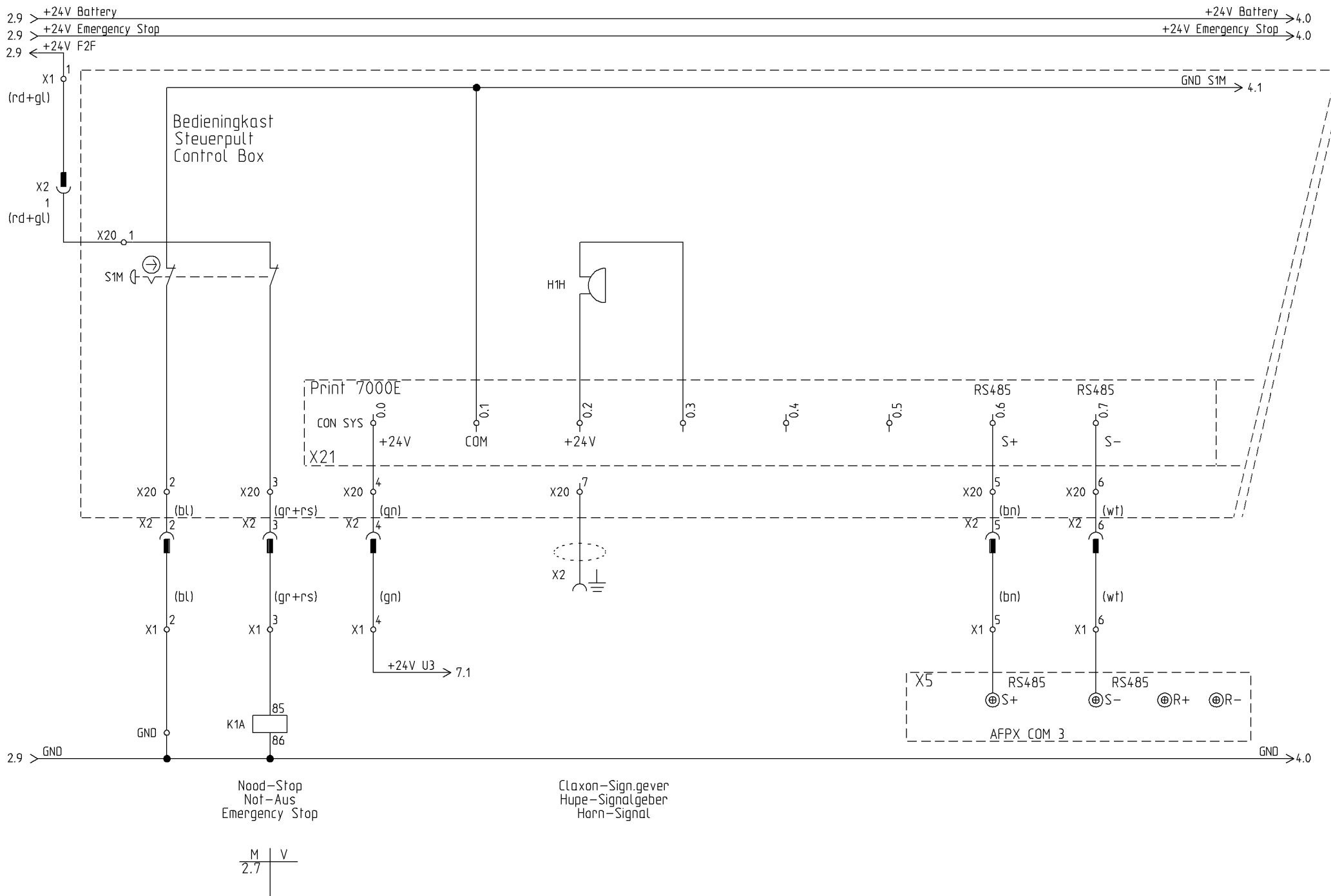


Holland Lift International B.V.
 Anodeweg 1
 NL-1627 LJ Hoorn The Netherlands
 T/F +31 (0)229-285555 / 285550
 E service@hollandlift.com
 W www.hollandlift.com

Ladegerät
E-Motor

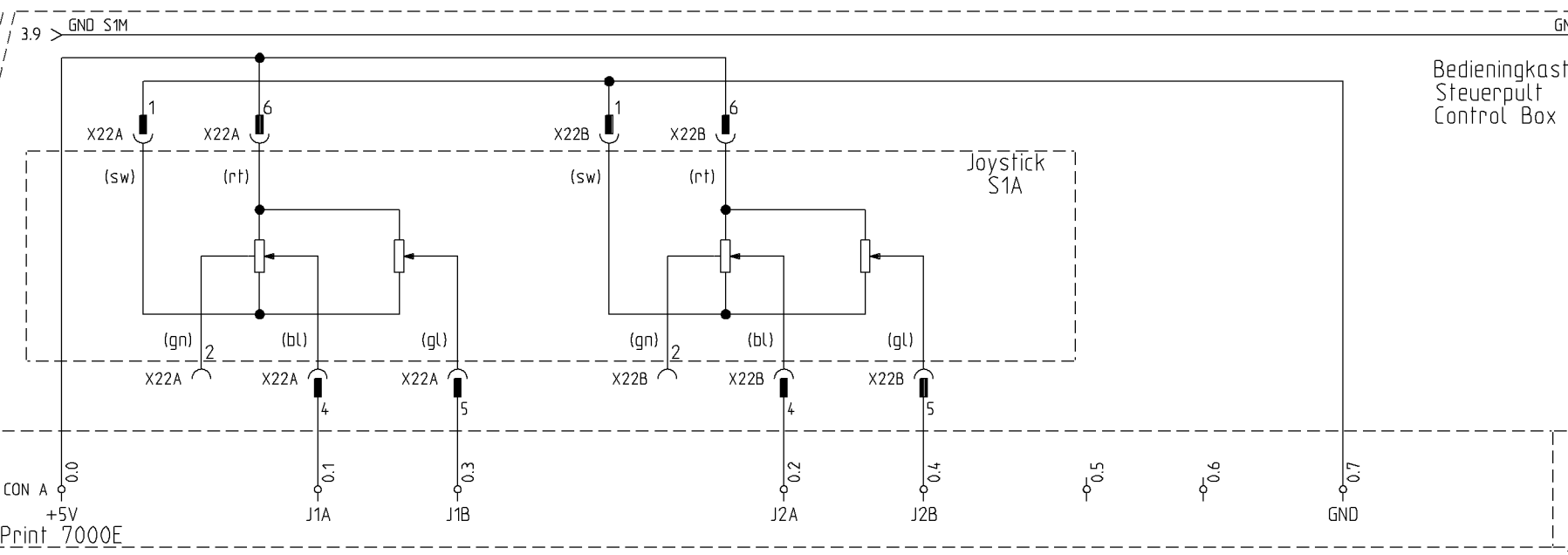
Projekt:	EE-20-001	Zeichnungsnummer:		Rev.:	04.11.2010	erstellt von:	Rothenbusch
Datum:	16.06.2010	Anlage:	=	Ort:	+	Blatt:	2

This drawing is property of Holland Lift International. All rights reserved.
 deze tekening is eigendom van Holland Lift International. Alle rechten voorbehouden.
 deze tekening is eigendom van Holland Lift International. Alle rechten voorbehouden volgens de wet



3.9 > +24V Battery
 3.9 > +24V Emergency Stop

+24V Battery > 5.0
 +24V Emergency Stop > 5.0



this drawing is property of Holland Lift International, by all rights reserved
 deze tekening is eigendom van Holland Lift International, by all rights reserved
 deze tekening is eigendom van Holland Lift International, by all rights reserved

3.9 > GND

GND > 5.0

Op-Joysick-Neer Auf-Joystick-Nieder On-Joystick-Down	Links-Joysick-Rechts Links-Joystick-Rechts Left-Joystick-Right	Op-Joysick-Neer Auf-Joystick-Nieder On-Joystick-Down	Links-Joysick-Rechts Links-Joystick-Rechts Left-Joystick-Right
Heffen/Rijden Heben/Fahren Lift Up/Driving	Sturen Lenken Steering	Heffen/Rijden Heben/Fahren Lift Up/Driving	Sturen Lenken Steering
0,5V Achteruit/Daten 2,5V Mitte 4,5V Vooruit/Heffen	0,5V Links 2,5V Mitte 4,5V Rechts	0,5V Achteruit/Daten 2,5V Mitte 4,5V Vooruit/Heffen	0,5V Links 2,5V Mitte 4,5V Rechts

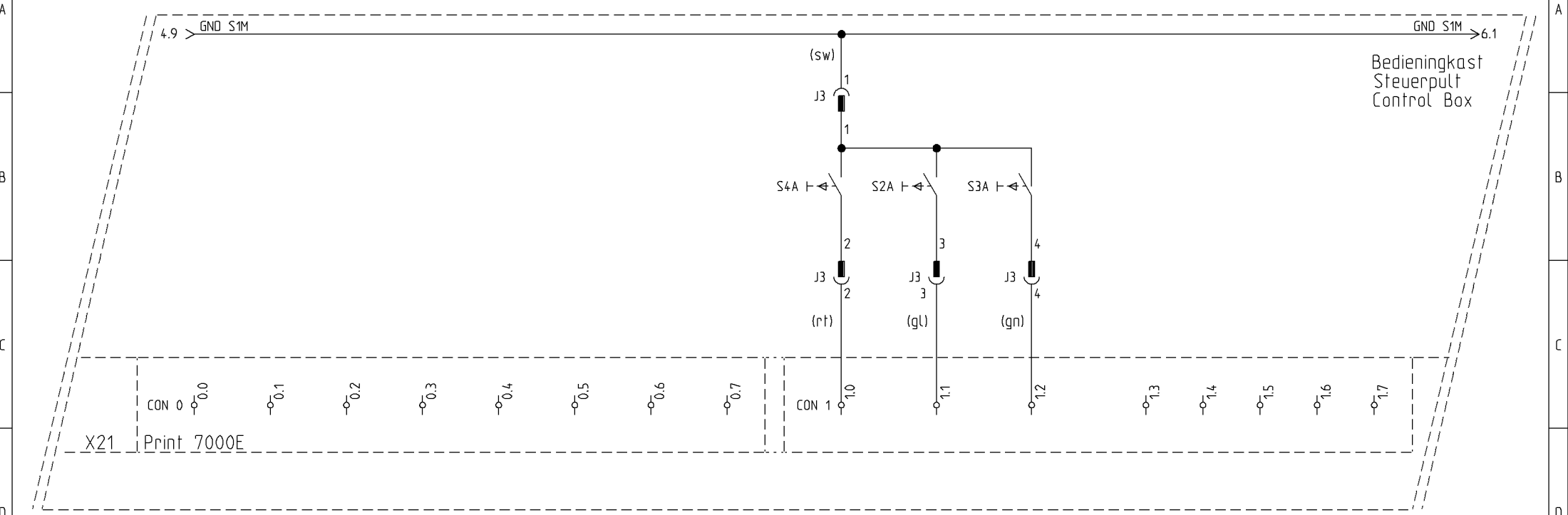


Holland Lift International B.V.
 Anodeweg 1
 NL-1627 LJ Hoorn The Netherlands
 T/F +31 (0)229-285555 / 285550
 E service@hollandlift.com
 W www.hollandlift.com

Bedienpult
 CON ANALOG

Projekt:	EE-20-001	Zeichnungsnummer:	Rev.:	04.11.2010	erstellt von:	Rothenbusch
Datum:	16.06.2010	Anlage:	Ort:		Blatt:	4

4.9 > +24V Battery +24V Battery > 6.0
 4.9 > +24V Emergency Stop +24V Emergency Stop > 6.0



4.9 > GND GND > 6.0

Snelheid
Geschwindigkeit
Speed

Claxon-Sign.gever
Hupe-Signalgeber
Horn-Signal

Heffen/Rijden
Heben/Fahren
Lift Up/Driving

This drawing is property of Holland Lift International. All rights reserved.
 deze tekening is eigendom van Holland Lift International. Alle rechten voorbehouden.
 deze tekening is eigendom van Holland Lift International. Alle rechten voorbehouden volgens de wet.

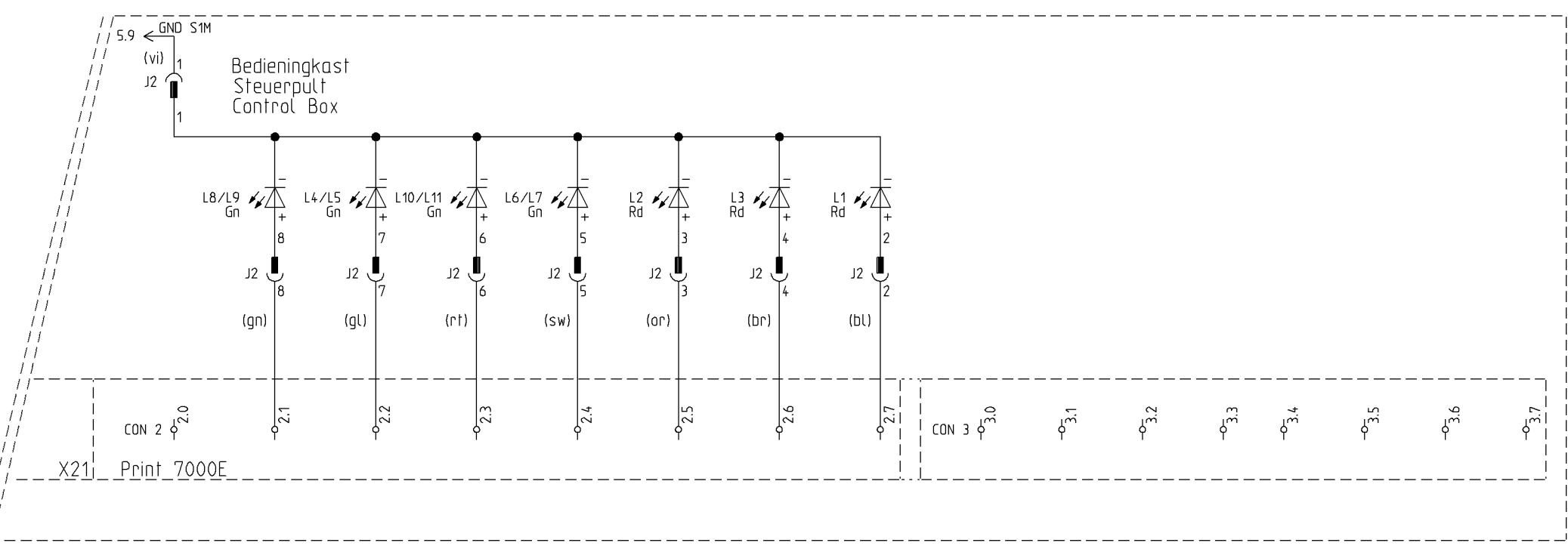


Holland Lift International B.V.
 Anodeweg 1
 NL-1627 LJ Hoorn The Netherlands
 T/F +31 (0)229-285555 / 285550
 E service@hollandlift.com
 W www.hollandlift.com

Bedienpult
CON 0 - 1

Projekt:	EE-20-001	Zeichnungsnummer:	Rev.:	04.11.2010	erstellt von:	Rothenbusch	
Datum:	16.06.2010	Anlage:	=	Ort:	+	Blatt:	5

5.9 > +24V Battery +24V Battery > 7.0
 5.9 > +24V Emergency Stop +24V Emergency Stop > 7.0



5.9 > GND GND > 7.0

Snel Schnell Fast
 Lift Mode
 Langzaam Langsam Slow
 Drive Mode
 Overload Ueberlastung Overload
 Scheefstand Neigung Grade/Slope
 Accu Leeg Akku Leer Bat. Empty

This drawing is property of Holland Lift International. All rights reserved.
 deze tekening is eigendom van Holland Lift International. Alle rechten voorbehouden.
 deze tekening is eigendom van Holland Lift International. Alle rechten voorbehouden volgens de wet

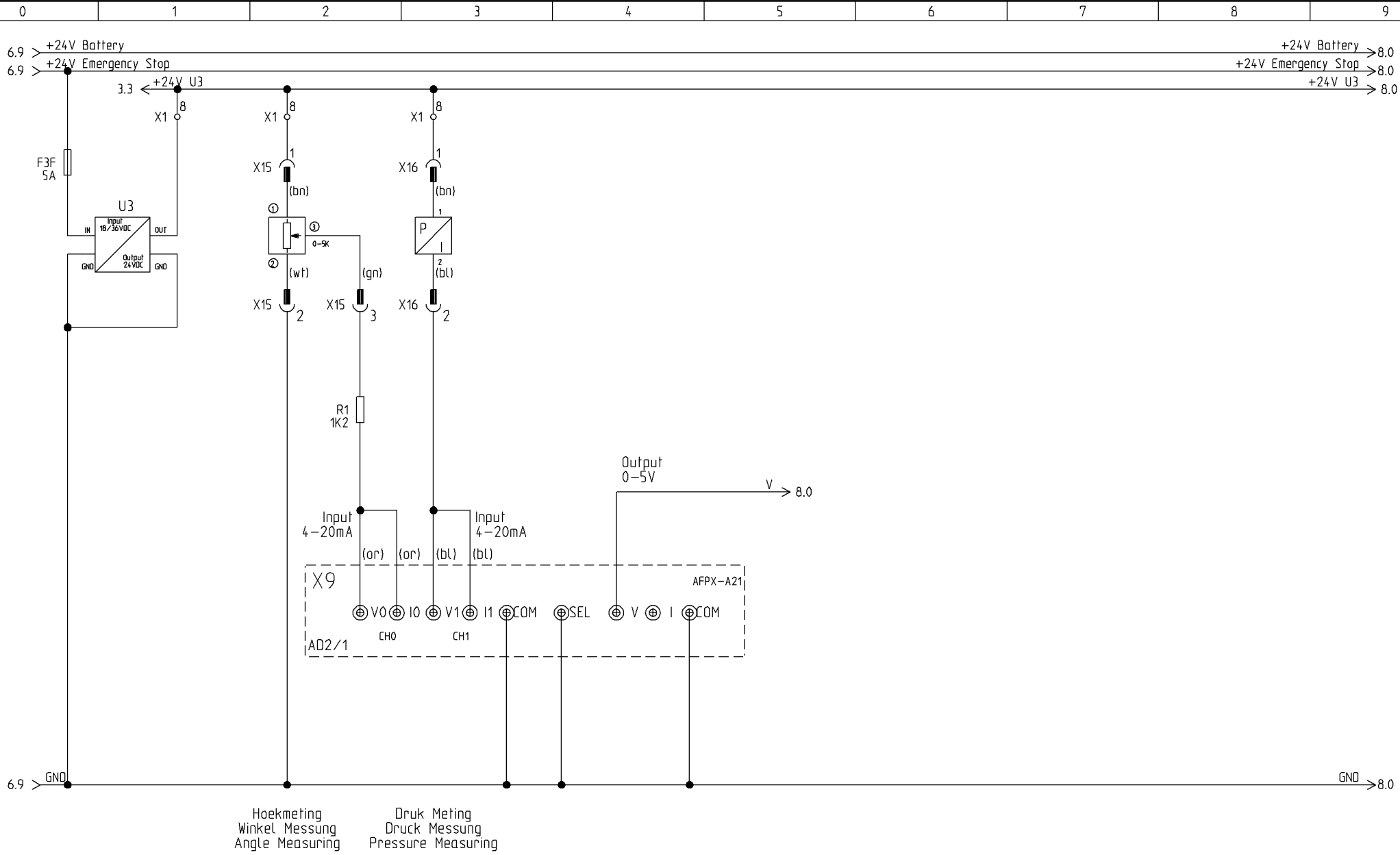


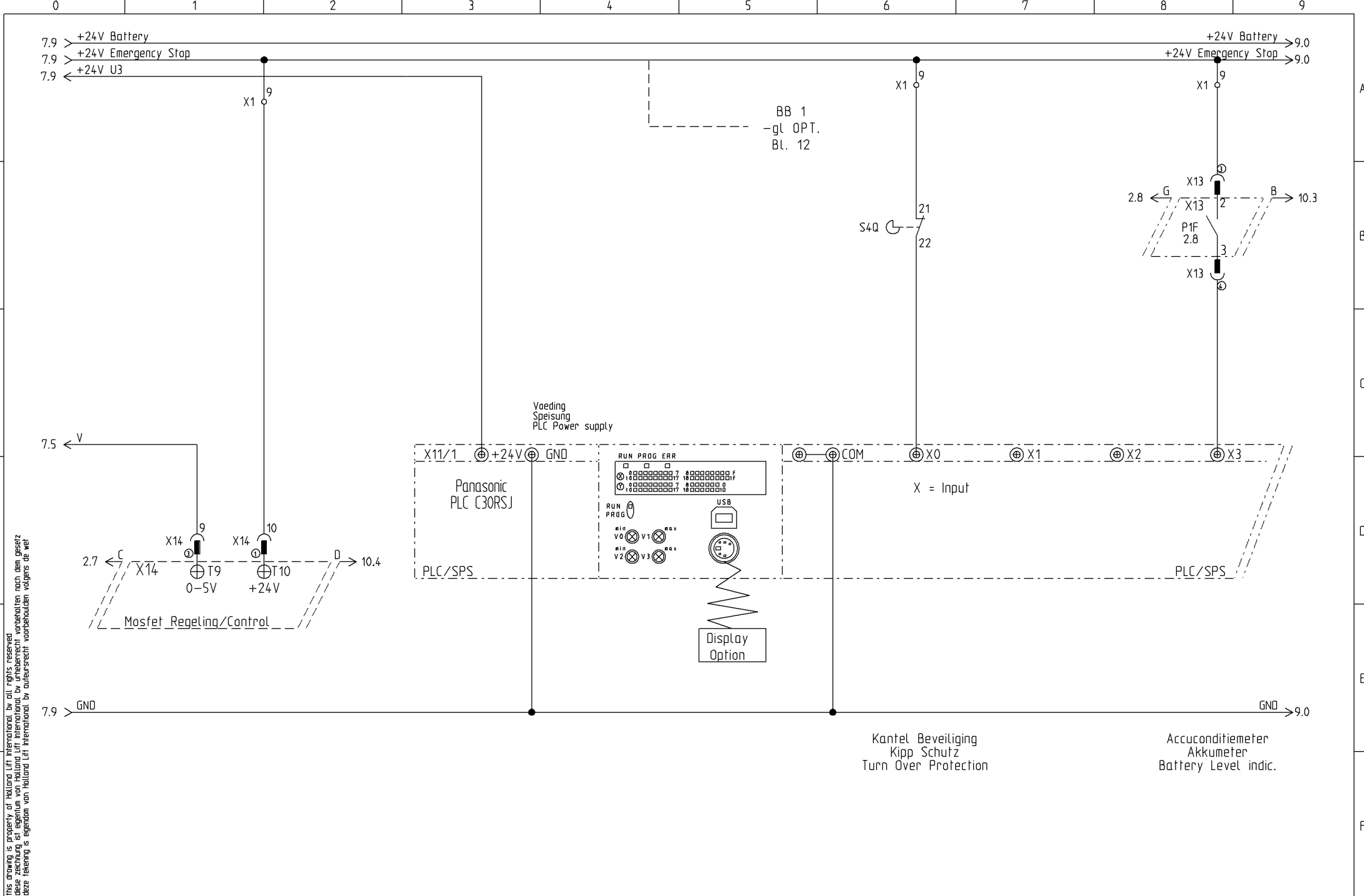
Holland Lift International B.V.
 Anodeweg 1
 NL-1627 LJ Hoorn The Netherlands
 T/F +31 (0)229-285555 / 285550
 E service@hollandlift.com
 W www.hollandlift.com

Bedienpult
 Con 2 - 3

Projekt:	EE-20-001	Zeichnungsnummer:	Rev.:	04.11.2010	erstellt von:	Rothenbusch	
Datum:	16.06.2010	Anlage:	=	Ort:	+	Blatt:	6

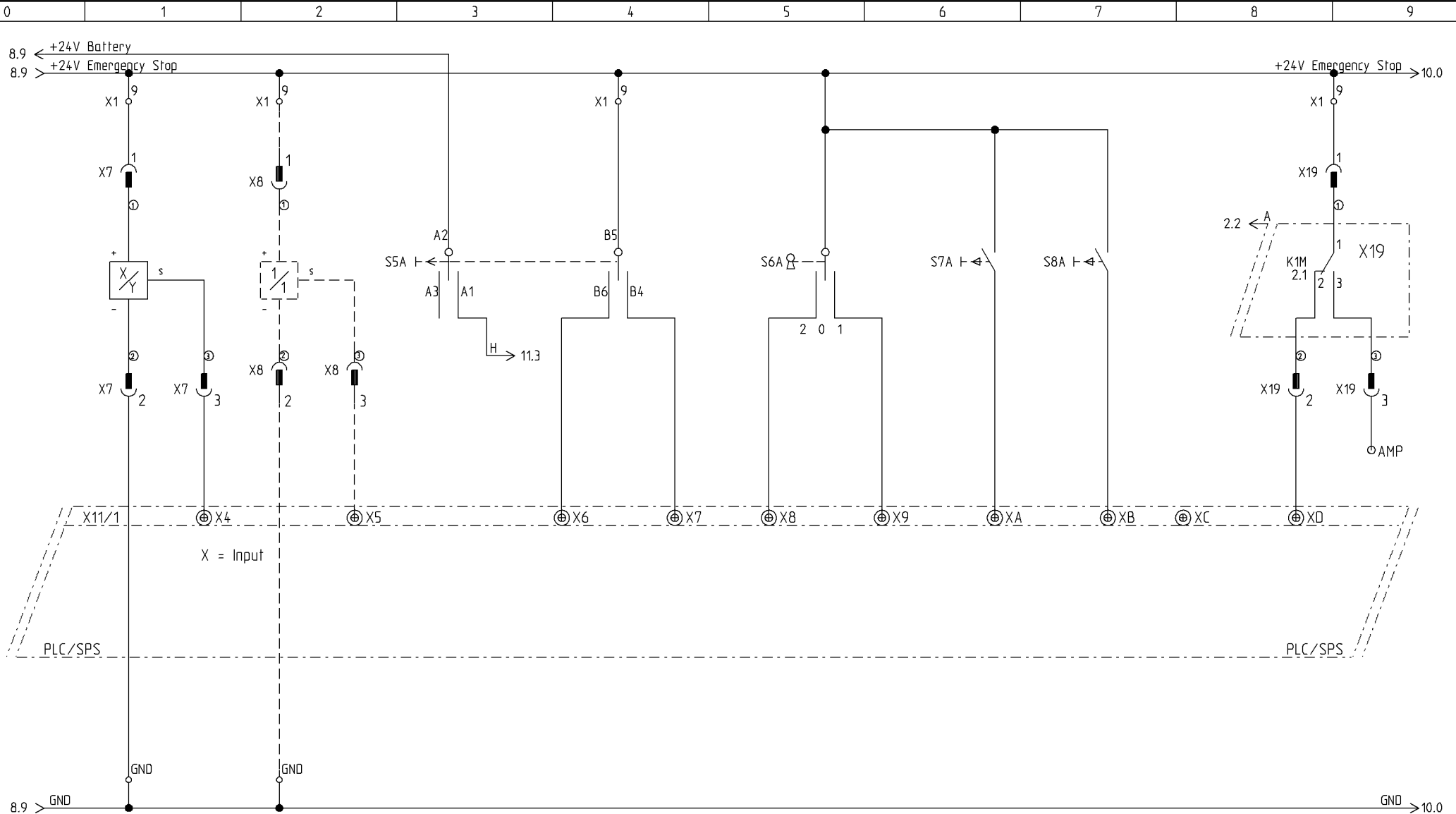
This drawing is property of Holland Lift International. All rights reserved.
 deze tekening is eigendom van Holland Lift International. Alle rechten voorbehouden.
 deze tekening is eigendom van Holland Lift International. Alle rechten voorbehouden volgens de wet





This drawing is property of Holland Lift International. All rights reserved.
 deze tekening is eigendom van Holland Lift International. Alle rechten voorbehouden.
 diese Zeichnung ist Eigentum von Holland Lift International. Alle Rechte vorbehalten.
 deze tekening is eigendom van Holland Lift International. Alle rechten voorbehouden volgens de wet

This drawing is property of Holland Lift International. By all rights reserved.
 deze tekening is eigendom van Holland Lift International. By auteursrecht voorbehouden volgens de wet



- Scheefstand
Neiging
Grade/Slope
- Scheefstand
Neiging
Grade/Slope

Optie/Option
- Dalen Onderwagen
Senken Chassis
Lift Down Chassis
- Heffen - Dalen
Heben - Senken
Lift Up - Lift Down
- Pragr. Uit
Pragr. Aus
Pragr. Off
- Aan
An
On
- Store
Store
Store
- Save
Save
Save
- Reserve
Reserve
Spare
- Acculader
Akkuladegeraet
Battery Charger

————— Overlast-Ueberlastung-Overload —————

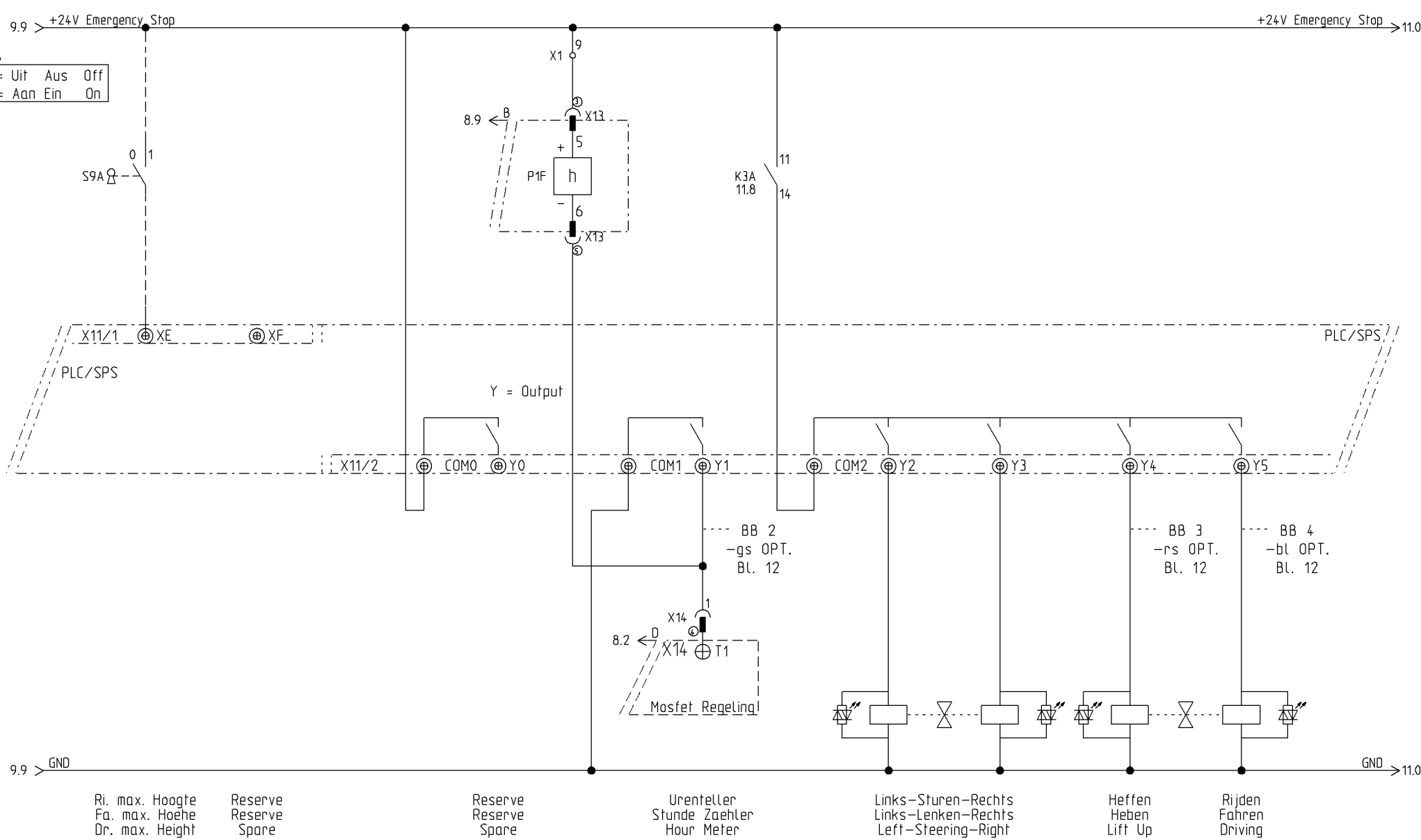


Holland Lift International B.V.
 Anodeweg 1
 NL-1627 LJ Hoorn The Netherlands
 T/F +31 (0)229-285555 / 285550
 E service@hollandlift.com
 W www.hollandlift.com

SPS Input
X4 - XD

Projekt:	EE-20-001	Zeichnungsnummer:	Rev.:	04.11.2010	erstellt von:	Rothenbusch	
Datum:	16.06.2010	Anlage:	=	Ort:	+	Blatt:	9

This drawing is property of Holland Lift International. All rights reserved.
 deze tekening is eigendom van Holland Lift International. Alle rechten voorbehouden.
 deze tekening is eigendom van Holland Lift International. Alle rechten voorbehouden volgens de wet.



Ri. max. Hoogte Reserve
 Fa. max. Hoöhe Reserve
 Dr. max. Height Spare
 Optie/Option

Reserve
 Reserve
 Spare

Urenteller
 Stunde Zaehler
 Hour Meter

Links-Sturen-Rechts
 Links-Lenken-Rechts
 Left-Steering-Right

Heffen
 Heben
 Lift Up

Rijden
 Fahren
 Driving

HOLLAND LIFT

Holland Lift International B.V.
 Anodeweg 1
 NL-1627 LJ Hoorn The Netherlands
 T/F +31 (0)229-285555 / 285550
 E service@hollandlift.com
 W www.hollandlift.com

SPS Input
 XE - XF
 SPS Output

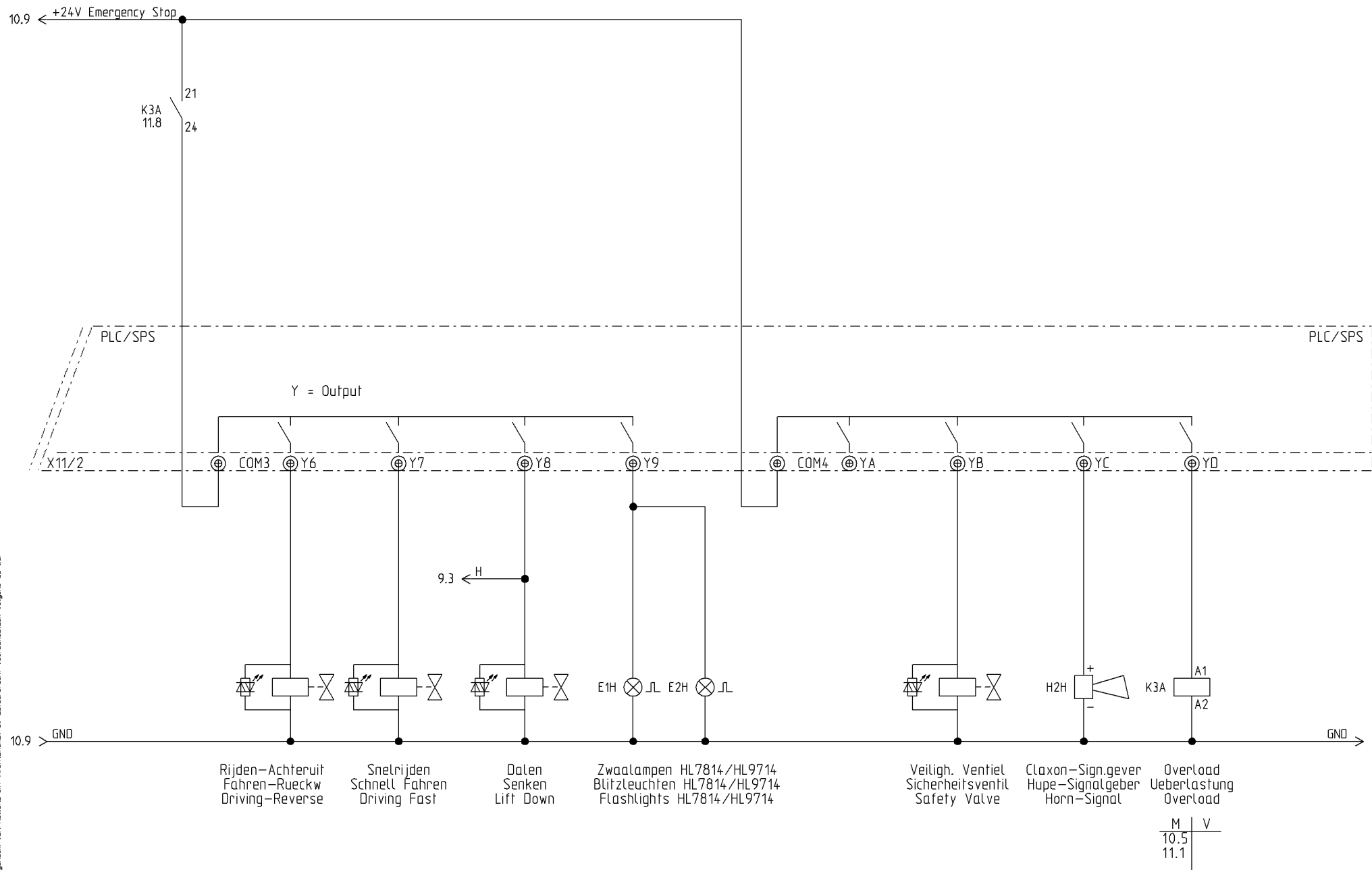
Projekt: EE-20-001
 Datum: 16.06.2010

Zeichnungsnummer:
 Anlage: =

Rev.: 04.11.2010
 Ort: +

erstellt von: Rothenbusch
 Blatt: 10

This drawing is property of Holland Lift International. All rights reserved.
 deze tekening is eigendom van Holland Lift International. Alle rechten voorbehouden.
 deze tekening is eigendom van Holland Lift International. Alle rechten voorbehouden volgens de wet



Holland Lift International B.V.
 Anodeweg 1
 NL-1627 LJ Hoorn The Netherlands
 T/F +31 (0)229-285555 / 285550
 E service@hollandlift.com
 W www.hollandlift.com

SPS Output
 Y6 - YD

Projekt: EE-20-001
 Datum: 16.06.2010

Zeichnungsnummer:
 Anlage: =
 Ort: +

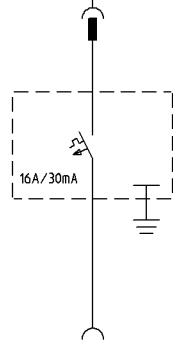
Rev.: 04.11.2010
 erstellt von: Rothenbusch
 Blatt: 11

OPTIES
OPTIONEN
OPTIONS

230V AANSLUITING PLATFORM
230V ANSCHLUSS PLATTFORM
230V SUPPLY PLATFORM

<230VPLF>

230V-50Hz/115V-50Hz



AARDLEKATOMAAT
FI SCHALTER
EARTH DETECTOR

OPTIE BLACK-BOX MINI DAT (HLI)
OPTION BLACK-BOX MINI DAT
OPTION BLACK-BOX MINI DAT

BB-wt	+24V DC	+24V DC	+24V DC	+24V DC
BB-bn	GND	GND	GND	GND
BB-gl	CH1	IN BEDRIJF	IN BETRIEB	RUNNING
BB-gs	CH2	MOTOR	MOTOR	MOTOR
BB-rs	CH3	HEFFEN	HEBEN	LIFT UP
BB-bl	CH4	RIJDEN	FAHREN	DRIVING
BB-rd	CH5	LAADTIJD	LADEZEIT	CHARGE TIME

This drawing is property of Holland Lift International. All rights reserved.
 diese Zeichnung ist Eigentum von Holland Lift International. Alle Rechte vorbehalten.
 deze tekening is eigendom van Holland Lift International. Alle auteursrecht voorbehouden volgens de wet

HOLLAND LIFT

Holland Lift International B.V.
Anodeweg 1
NL-1627 LJ Hoorn The Netherlands
T/F +31 (0)229-285555 / 285550
E service@hollandlift.com
W www.hollandlift.com

Optionen

Projekt: EE-20-001

Zeichnungsnummer:

Rev.: 04.11.2010

erstellt von:
Rothenbusch

Datum: 16.06.2010

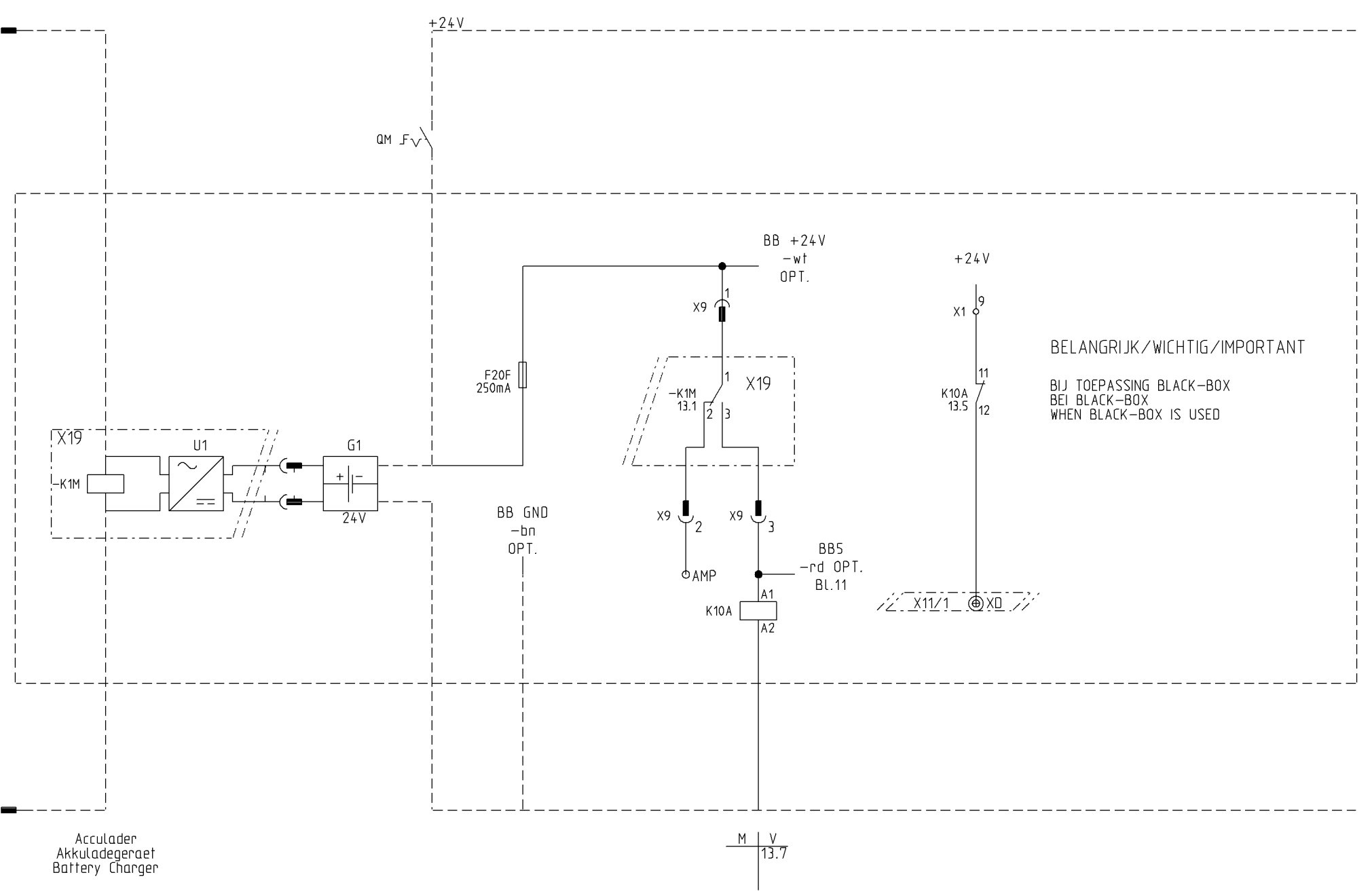
Anlage: =

Ort: +

Blatt: 12

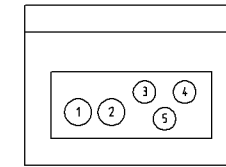

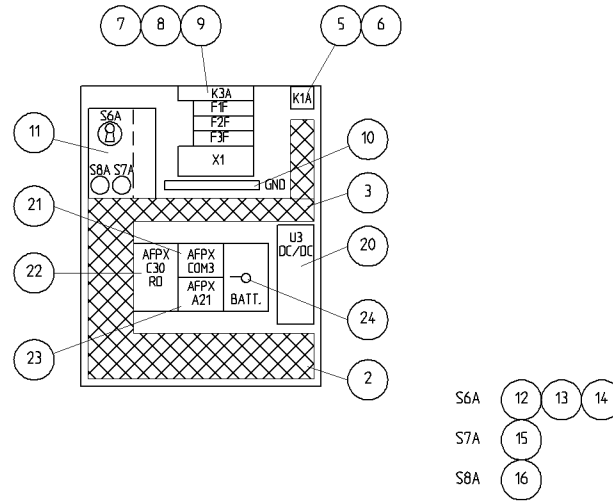
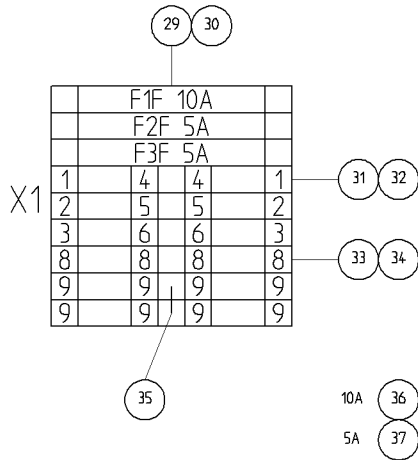
This drawing is property of Holland Lift International. All rights reserved.
 deze tekening is eigendom van Holland Lift International. Alle rechten voorbehouden.
 deze tekening is eigendom van Holland Lift International. Alle rechten voorbehouden volgens de wet.

230V - 50Hz



Acculader
Akkuladegeraet
Battery Charger

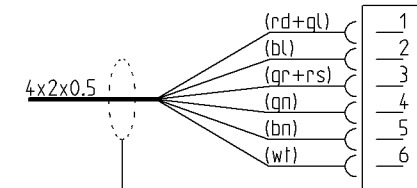
KLEMMENKAST KLEMMENKASTEN CONNECTION BOX



WARTEL KABELEINF. GLAND NR.	KLEM KLEMMEN TERMINAL NR	FUNKTIE	FUNKTION	FUNCTION
1.1	Y2-GND	Sturen Links	Lenken Links	Steering Left
1.2	Y3-GND	Sturen Rechts	Lenken Rechts	Steering Right
1.3	Y4-GND	Heffen	Heben	Lift Up
1.4	Y5-GND	Rijden	Fahren	Driving
1.5	Y6-GND	Rijden Achteruit	Fahren Rueckwaerts	Driving Reverse
1.6	Y7-GND	Snelrijden	Schnell Fahren	Driving Fast
1.7	Y8-GND	Veiligheids Ventiel	Sicherheitsventil	Safety Valve
2.1	Y8-GND	Daten	Senken	Lift Down
2.2	φ ⁹ -GND-X4	Scheefstand	Neigung	Inclination
2.3	φ ⁹ -XD-RES	Acculader	Akkuladegeraet	Battery Charger
2.4	φ ⁹ -GND-φ ⁹ -Y1	Accumeter	Akkumeter	Batterymeter
2.5	φ ⁹ -X0	Kantel Beveiliging	Kipp Schutz	Turn Over Protection
3.1	φ ⁹ -RES-V-Y1	Mosfet Motorregeling	Mosfet Motorregelung	Mosfet Motor Control
3.2	F1F-GND	Accu +/- 24VDC	Akku +/- 24VDC	Battery +/- 24VDC
4.1	φ ⁸ -GND-V0	Hoekmeting	Winkel Messung	Angle Measuring
4.2	φ ⁸ -V1	Druk Meting	Druck Messung	Pressure Measuring
4.3	DIV/VAR	Aanst. 6P Platform	Anschl. 6P Plattform	Conn. 6P Platform
5.1	Y9-GND	Zwaatlampen	Blitzleuchten	Flashlights
5.2	Y9-GND	Zwaatlampen	Blitzleuchten	Flashlights

Colour	Dutch	English	Deutsch
Rd	Rood	Red	Rot
Bl	Blauw	Blue	Blau
Gl	Geel	Yellow	Gelb
Gn	Groen	Green	Gruen
Zw	Zwart	Black	Schwarz
Wt	Wit	White	Weiss
Bn	Bruin	Brown	Braun
Rs	Roze	Pink	Rosa
Or	Oranje	Orange	Orange
Ps	Paars	Violet	Violett
Tp	Transp.	Transp.	Transp.
Gs	Grijs	Grey	Grau

AANSluiting OP PLATFORM
ANSCHLUSS AUF PLATTFORM
CONNECTION ON PLATFORM



Afscherming
niet aansluiten
(aftapen)

This drawing is property of Holland Lift International. By all rights reserved.
 diese Zeichnung ist Eigentum von Holland Lift International. by Urheberrecht vorbehalten nach dem Gesetz.
 deze tekening is eigendom van Holland Lift International. by auteursrecht voorbehouden volgens de wet.



Holland Lift International B.V.
Anodeweg 1
NL-1627 LJ Hoorn The Netherlands
T/F +31 (0)229-285555 / 285550
E service@hollandlift.com
W www.hollandlift.com

Kasten/Bekabelung
Kasten/Bekabelung
Boxes/Cables

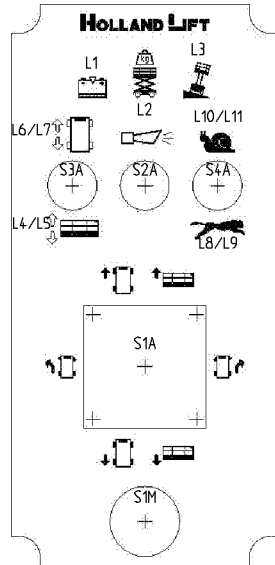
Projekt: EE-20-001
Datum: 02.11.2010

Zeichnungsnummer:
Anlage: =

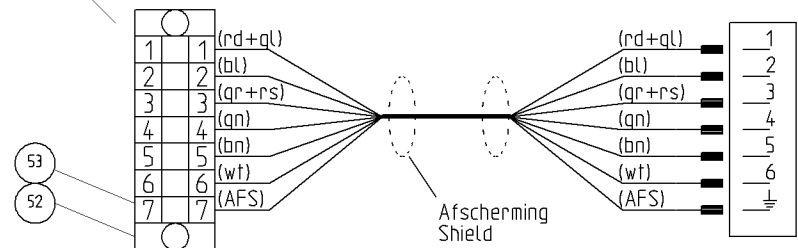
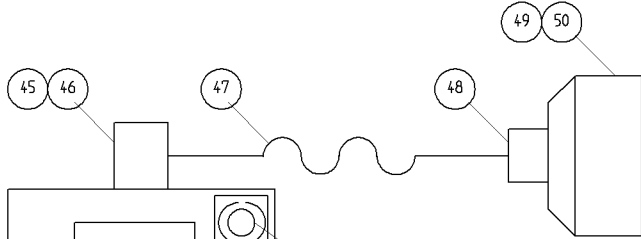
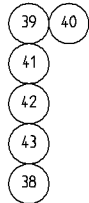
Rev.: 04.11.2010
Ort: +

erstellt von: Rothenbusch
Blatt: 14

BEDIENINGSKAST STEUERPULT CONTROL BOX



S1M
S1A
S2A-S4A
L1-L10
STICKER



Colour schedule			
Colour	Dutch	English	Deutsch
Rd	Rood	Red	Rot
Bl	Blauw	Blue	Blau
Gl	Geel	Yellow	Gelb
Gn	Groen	Green	Gruen
Zw	Zwart	Black	Schwarz
Wt	Wit	White	Weiss
Bn	Bruin	Brown	Braun
Rs	Roze	Pink	Rosa
Or	Oranje	Orange	Orange
Ps	Paars	Violet	Violett
Tp	Transp.	Transp.	Transp.
Gs	Grijs	Grey	Grau

This drawing is property of Holland Lift International. All rights reserved.
 deze tekening is eigendom van Holland Lift International. Alle rechten voorbehouden.
 deze tekening is eigendom van Holland Lift International. Alle rechten voorbehouden volgens de wet.



Holland Lift International B.V.
Anodeweg 1
NL-1627 LJ Hoorn The Netherlands
T/F +31 (0)229-285555 / 285550
E service@hollandlift.com
W www.hollandlift.com

Kasten/Bekabelung
Kasten/Bekabelung
Boxes/Cables

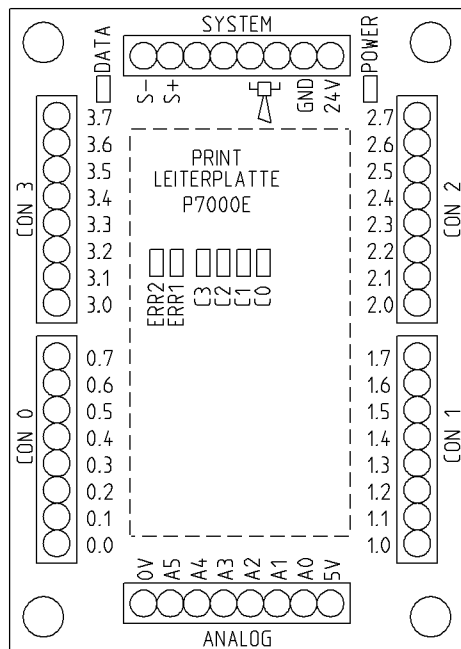
Projekt: EE-20-001
Datum: 03.11.2010

Zeichnungsnummer:
Anlage: =

Rev.: 04.11.2010
Ort: +

erstellt von: Rothenbusch
Blatt: 15

PRINTPLAAT
LEITERPLATTE
CIRCUIT BOARD



Power	<input type="checkbox"/> Groen/Gruen/Green	Voeding Ok	Speisung Ok	Supply Ok
Data	<input type="checkbox"/> Geel/Getb./Yellow	Data Ok	Data Ok	Data Ok
Err1	<input type="checkbox"/> Rood/Rot/Red	Slechte Data Verbinding	Schlechte Data Verbindung	Poor Data Connection
Err2	<input type="checkbox"/> Rood/Rot/Red	Geen Data Verbinding	Keine Data Verbindung	No Data Connection
C3	<input type="checkbox"/> Geel/Getb./Yellow	Input CON 3	Eingang CON 3	Input CON 3
C2	<input type="checkbox"/> Geel/Getb./Yellow	Input CON 2	Eingang CON 2	Input CON 2
C1	<input type="checkbox"/> Geel/Getb./Yellow	Input CON 1	Eingang CON 1	Input CON 1
C0	<input type="checkbox"/> Geel/Getb./Yellow	Input CON 0	Eingang CON 0	Input CON 0

CON A 0V	GND Joystick	GND Joystick	GND Joystick
CON A A5	Reserve	Reserve	Spare
CON A A4	Reserve	Reserve	Spare
CON A A3	0,5-4,5V Joystick P4	0,5-4,5V Joystick P4	0,5-4,5V Joystick P4
CON A A2	0,5-4,5V Joystick P3	0,5-4,5V Joystick P3	0,5-4,5V Joystick P3
CON A A1	0,5-4,5V Joystick P2	0,5-4,5V Joystick P2	0,5-4,5V Joystick P2
CON A A0	0,5-4,5V Joystick P1	0,5-4,5V Joystick P1	0,5-4,5V Joystick P1
CON A 5V	Voeding +5V Joystick	Speisung +5V Joystick	Supply +5V Joystick

CON 1 1.0	Snelheid (S4A)	Geschwindigkeit (S4A)	Speed (S4A)
CON 1 1.1	Claxon (S2A)	Hupe (S2A)	Horn (S2A)
CON 1 1.2	Heffen/Rijden (S3A)	Heben/Fahren (S3A)	Lift Up/Driving (S3A)
CON 1 1.3	Reserve	Reserve	Spare
CON 1 1.4	Reserve	Reserve	Spare
CON 1 1.5	Reserve	Reserve	Spare
CON 1 1.6	Reserve	Reserve	Spare
CON 1 1.7	Reserve	Reserve	Spare

CON 2 2.0	Reserve	Reserve	Spare
CON 2 2.1	Snel (L8/L9)	Schnell (L8/L9)	Fast (L8/L9)
CON 2 2.2	Lift Mode (L4/L5)	Lift Mode (L4/L5)	Lift Mode (L4/L5)
CON 2 2.3	Langzaam (L10/L11)	Langsam (L10/L11)	Slow (L10/L11)
CON 2 2.4	Drive Mode (L6/L7)	Drive Mode (L6/L7)	Drive Mode (L6/L7)
CON 2 2.5	Overload (L2)	Ueberlastung (L2)	Overload (L2)
CON 2 2.6	Scheefstand (L3)	Neigung (L3)	Inclination (L3)
CON 2 2.7	Accu leeg (L1)	Akku leer (L1)	Battery empty (L1)

CON SYS 0.0	Voeding +24V (S1M)	Speisung +24V (S1M)	Supply +24V (S1M)
CON SYS 0.1	GND	GND	GND
CON SYS 0.2	+ Zoemer H1H	+ Summer H1H	+ Buzzer H1H
CON SYS 0.3	- Zoemer H1H	- Summer H1H	- Buzzer H1H
CON SYS 0.4	Reserve	Reserve	Spare
CON SYS 0.5	Reserve	Reserve	Spare
CON SYS 0.6	Data S+ (RS485)	Data S+ (RS485)	Data S+ (RS485)
CON SYS 0.7	Data S- (RS485)	Data S- (RS485)	Data S- (RS485)

CON 3 3.0	Reserve	Reserve	Spare
CON 3 3.1	Reserve	Reserve	Spare
CON 3 3.2	Reserve	Reserve	Spare
CON 3 3.3	Reserve	Reserve	Spare
CON 3 3.4	Reserve	Reserve	Spare
CON 3 3.5	Reserve	Reserve	Spare
CON 3 3.6	Reserve	Reserve	Spare
CON 3 3.7	Reserve	Reserve	Spare

CON 0 0.0	Reserve	Reserve	Spare
CON 0 0.1	Reserve	Reserve	Spare
CON 0 0.2	Reserve	Reserve	Spare
CON 0 0.3	Reserve	Reserve	Spare
CON 0 0.4	Reserve	Reserve	Spare
CON 0 0.5	Reserve	Reserve	Spare
CON 0 0.6	Reserve	Reserve	Spare
CON 0 0.7	Reserve	Reserve	Spare

This drawing is property of Holland Lift International. By all rights reserved.
 Deze tekening is eigendom van Holland Lift International. By alle rechten voorbehouden.
 Diese Zeichnung ist Eigentum von Holland Lift International. By urheberrecht vorbehalten.
 Diese Zeichnung is eigendom van Holland Lift International. By auteursrecht voorbehouden volgens de wet.

HOLLAND LIFT

Holland Lift International B.V.
Anodeweg 1
NL-1627 LJ Hoorn The Netherlands
T/F +31 (0)229-285555 / 285550
E service@hollandlift.com
W www.hollandlift.com

Printplaat
Leiterplatte
Circuit Board

Projekt: EE-20-001

Zeichnungsnummer:

Rev.: 04.11.2010

erstellt von:
Rothenbusch

Datum: 03.11.2010

Anlage: =

Ort: +

Blatt: 16